

London to Barking, Upminster, Basildon, Grays, Tilbury, Southend Central and Shoeburyness

Mondays to Fridays

Operator	CC	CC	CC	CC	CC	CC	CC	CC	CC	CC	CC	CC	CC	CC	CC	CC	CC	CC
Train ID	2B40	9B54	2D84	2D64	2B42	2B16	2D86	2R48	2B44	2B18	2D88	2T50	2B48	2D00	2B50	2R50	2D02	2R52
Days of operation/Notes	MX	MO	MX	MO	MX	MO	MX	MX	MX	MO	MX	MX	MX					
London Fenchurch Street (FST)																		
Limehouse (LHS)																		
West Ham (WEH)																		
London Liverpool Street (LST)																		
Stratford (SRA)																		
Barking (BKG)																		
Upminster (UPM)																		
Ockendon (OCK)																		
Chafford Hundred Lakeside (CFH)																		
Dagenham Dock (DDK)																		
Rainham (RNM)																		
Purfleet (PFL)																		
Grays (GRY)																		
Grays (GRY)																		
Tilbury Town (TIL)																		
East Tilbury (ETL)																		
Stanford-le-Hope (SFO)																		
West Horndon (WHR)																		
Laindon (LAI)																		
Basildon (BSO)																		
Pitsea (PSE)																		
Benfleet (BEF)																		
Leigh-on-Sea (LES)																		
Chalkwell (CHW)																		
Westcliff (WCF)																		
Southend Central (SOC)																		
Southend Central (SOC)																		
Southend East (SOE)																		
Thorpe Bay (TPB)																		
Shoeburyness (SRY)																		

Operator	CC	CC	CC	CC	CC	CC	CC	CC	CC	CC	CC	CC	CC	CC	CC	CC	CC	CC
Train ID	2B52	2D04	2R54	2R56	2B54	2D06	2R58	2B00	2D08	2R60	1F56	1B04	2R60	1N94	1F78	2R62	2D10	1B26
London Fenchurch Street (FST)																		
Limehouse (LHS)																		
West Ham (WEH)																		
London Liverpool Street (LST)																		
Stratford (SRA)																		
Barking (BKG)																		
Upminster (UPM)																		
Ockendon (OCK)																		
Chafford Hundred Lakeside (CFH)																		
Dagenham Dock (DDK)																		
Rainham (RNM)																		
Purfleet (PFL)																		
Grays (GRY)																		
Grays (GRY)																		
Tilbury Town (TIL)																		
East Tilbury (ETL)																		
Stanford-le-Hope (SFO)																		
West Horndon (WHR)																		
Laindon (LAI)																		
Basildon (BSO)																		
Pitsea (PSE)																		
Benfleet (BEF)																		
Leigh-on-Sea (LES)																		
Chalkwell (CHW)																		
Westcliff (WCF)																		
Southend Central (SOC)																		
Southend Central (SOC)																		
Southend East (SOE)																		
Thorpe Bay (TPB)																		
Shoeburyness (SRY)																		









London Underground also run frequent services between central London, West Ham, Barking and Upminster
 For the bus/ferry service between Tilbury Town, Tilbury Riverside and Gravesend Town Pier see table 001a

NOTES (see introductory pages for explanation of train operator codes and standard symbols)

- a Arrival time
- d Departure time
- MO Mondays only
- MX Not Mondays

London to Barking, Upminster, Basildon, Grays, Tilbury, Southend Central and Shoeburyness

Mondays to Fridays

Operator Train ID Days of operation/Notes	CC	CC	CC	CC	CC
	2R48	2B44 TSM	2D88 TSM	2T50 TSM	2B48 TSM
London Fenchurch Street (FST)  7 d	2354	0004	0011	0024	0034
Limehouse (LHS)  d	2358	0008	0015	0028	0038
West Ham (WEH)  d	0003	0013	0020	0033	0043
London Liverpool Street (LST)  15 d					
Stratford (SRA)  7 d					
Barking (BKG)  d	0009	0018	0025	0039	0049
Upminster (UPM)  d		0026	0033		0057
Ockendon (OCK) d			0039		
Chafford Hundred Lakeside (CFH) d			0042		
Dagenham Dock (DDK) d	0013			0043	
Rainham (RNM) d	0017			0047	
Purfleet (PFL) d	0022			0052	
Grays (GRY) a	0028		0046	0058	
Grays (GRY) d			0046		
Tilbury Town (TIL)  3 d			0049		
East Tilbury (ETL) d			0055		
Stanford-le-Hope (SFO) d			0059		
West Horndon (WHR) d		0031			0102
Laindon (LAI) d		0036			0107
Basildon (BSO) d		0039			0110
Pitsea (PSE) d		0043	0107		0114
Benfleet (BEF) d		0046	0111		0117
Leigh-on-Sea (LES) d		0051	0115		0122
Chalkwell (CHW) d		0053	0118		0124
Westcliff (WCF) d		0055	0120		0126
Southend Central (SOC) a		0058	0122		0129
Southend Central (SOC) d		0058	0122		0129
Southend East (SOE) d		0100	0124		0131
Thorpe Bay (TPB) d		0103	0127		0134
Shoeburyness (SRY) a		0107	0131		0138

NOTES (see introductory pages for explanation of train operator codes and standard symbols)

a Arrival time
d Departure time

TSM Tuesday to Saturday mornings

London to Barking, Upminster, Basildon, Grays, Tilbury, Southend Central and Shoeburyness

Saturdays

Table with 19 columns (Operator, Train ID, CC 2B40, CC 2D84, CC 2B42, CC 2D86, CC 2R48, CC 2B44, CC 2D88, CC 2T50, CC 2B48, CC 2D00, CC 2B00, CC 2D00, CC 2R00, CC 2D02, CC 2B02, CC 2D02, CC 2R02, CC 2D04) and 58 rows listing stations from London Fenchurch Street to Shoeburyness.

Table with 19 columns (Operator, Train ID, CC 2B04, CC 2D04, CC 2R04, CC 2D06, CC 2B06, CC 2D06, CC 2R06, CC 2D08, CC 2B08, CC 2D08, CC 2R08, CC 2D10, CC 2B10, CC 2D10, CC 2R10, CC 2D12, CC 2B12, CC 2D12) and 58 rows listing stations from London Fenchurch Street to Shoeburyness.

NOTES (see introductory pages for explanation of train operator codes and standard symbols)

- a Arrival time
d Departure time

London to Barking, Upminster, Basildon, Grays, Tilbury, Southend Central and Shoeburyness

Saturdays

Operator Train ID Days of operation/Notes	CC	CC	CC	CC	CC	CC	CC	CC	CC	CC	CC	CC	CC	CC	CC	CC	CC	CC
	2R70	9B56	2D72	2B72	2D72	2R72	9B58	2R72	2D74	2B74	2D74	2D76	9B60	2D76	2R74	2B76 SUM	2R74	2D78 SUM
London Fenchurch Street (FST) 7 d	2237		2253	2300		2307			2323	2330		2344			2359	0005		0015
Limehouse (LHS) DLR d	2241		2257	2304		2311			2327	2334		2348			0003	0009		0019
West Ham (WEH) DLR d	2247		2303	2309		2317			2333	2339		2353			0009	0014		0025
London Liverpool Street (LST) 15 d		2241					2311						2348					
Stratford (SRA) DLR 7 d		2248					2318						2355					
Barking (BKG) d	2253	2302	2308	2314		2323	2332		2338	2344		2358	0007		0015	0020		0030
Upminster (UPM) d		2312	2317	2323			2341		2347	2353		0007	0016			0028		0039
Ockendon (OCK) d			2322						2352			0012						0044
Chafford Hundred Lakeside (CFH) d			2326						2356			0016						0048
Dagenham Dock (DDK) d	2257					2327											0019	
Rainham (RNM) d	2301					2331											0023	
Purfleet (PFL) d	2306					2336											0028	
Grays (GRY) a	2313		2330			2341			0001			0020				0033		0052
Grays (GRY) d			2330		←	2342		←	0002		←	0020		←	0034		←	0052
Tilbury Town (TIL) 3 d			2333		2333	2345		2345	0005		0005	0023		0023	0037		0037	0055
East Tilbury (ETL) d			↘		2339	↘		2351	↘		0011	↘		0029	↘		0043	0101
Stanford-le-Hope (SFO) d					2343			2354			0014			0033			0046	0105
West Horndon (WHR) d				2328			2346			2358			0021				0033	
Laindon (LAI) d		2320		2332			2351			0001			0026				0038	
Basildon (BSO) d		2324		2336			2354			0006			0029				0041	
Pitsea (PSE) d				2339	2351		2358	0003		0009	0022		0033	0041			0045	0055
Benfleet (BEF) d		2330		2343	2355		0001	0007		0013	0026		0036	0045			0048	0059
Leigh-on-Sea (LES) d		2334		2347	2359		0006	0011		0017	0031		0041	0049			0053	0103
Chalkwell (CHW) d		2337		2350	0002		0008	0014		0020	0033		0043	0052			0055	0106
Westcliff (WCF) d		2339		2352	0004		0010	0016		0022	0035		0045	0054			0057	0108
Southend Central (SOC) a		2341		2354	0006		0013	0018		0024	0038		0048	0056			0100	0110
Southend Central (SOC) d		2342		2355	0006		0013	0019		0025	0038		0048	0056			0100	0111
Southend East (SOE) d		2344		2357	0008		0015	0021		0027	0040		0050	0058			0102	0113
Thorpe Bay (TPB) d		2346		2359	0011		0018	0023		0029	0042		0052	0101			0105	0115
Shoeburyness (SRY) a		2352		0005	0017		0024	0029		0035	0048		0058	0107			0111	0121

Operator Train ID Days of operation/Notes	CC 2B78 SUM
London Fenchurch Street (FST) 7 d	0041
Limehouse (LHS) DLR d	0045
West Ham (WEH) DLR d	0050
London Liverpool Street (LST) 15 d	
Stratford (SRA) DLR 7 d	
Barking (BKG) d	0056
Upminster (UPM) d	0104
Ockendon (OCK) d	
Chafford Hundred Lakeside (CFH) d	
Dagenham Dock (DDK) d	
Rainham (RNM) d	
Purfleet (PFL) d	
Grays (GRY) a	
Grays (GRY) d	
Tilbury Town (TIL) 3 d	
East Tilbury (ETL) d	
Stanford-le-Hope (SFO) d	
West Horndon (WHR) d	0109
Laindon (LAI) d	0114
Basildon (BSO) d	0117
Pitsea (PSE) d	0121
Benfleet (BEF) d	0124
Leigh-on-Sea (LES) d	0129
Chalkwell (CHW) d	0131
Westcliff (WCF) d	0133
Southend Central (SOC) a	0136
Southend Central (SOC) d	0136
Southend East (SOE) d	0138
Thorpe Bay (TPB) d	0141
Shoeburyness (SRY) a	0147












NOTES (see introductory pages for explanation of train operator codes and standard symbols)

a Arrival time
d Departure time

SUM Sunday mornings

London to Barking, Upminster, Basildon, Grays, Tilbury, Southend Central and Shoeburyness

Sundays

Operator Train ID Days of operation/Notes	CC	CC	CC
	2D64	2B16	2B18 MM
London Fenchurch Street (FST)  d		2341	0011
Limehouse (LHS)  d		2345	0015
West Ham (WEH)  d		2350	0020
London Liverpool Street (LST)   d			
Stratford (SRA)   d			
Barking (BKG)  d		2356	0026
Upminster (UPM)  d		0005	0034
Ockendon (OCK) d			
Chafford Hundred Lakeside (CFH) d			
Dagenham Dock (DDK) d			
Rainham (RNM) d			
Purfleet (PFL) d			
Grays (GRY) a			
Grays (GRY) d 			
Tilbury Town (TIL)  d	2351		
East Tilbury (ETL) d	2357		
Stanford-le-Hope (SFO) d	0001		
West Horndon (WHR) d		0010	0039
Laindon (LAI) d		0015	0044
Basildon (BSO) d		0018	0047
Pitsea (PSE) d	0009	0022	0051
Benfleet (BEF) d	0013	0025	0054
Leigh-on-Sea (LES) d	0017	0030	0059
Chalkwell (CHW) d	0020	0032	0101
Westcliff (WCF) d	0022	0034	0103
Southend Central (SOC) a	0024	0037	0106
Southend Central (SOC) d	0025	0037	0106
Southend East (SOE) d	0027	0039	0108
Thorpe Bay (TPB) d	0029	0042	0111
Shoeburyness (SRY) a	0035	0048	0117

NOTES (see introductory pages for explanation of train operator codes and standard symbols)

a Arrival time

d Departure time

MM Monday mornings

Shoeburyness, Southend Central, Tilbury, Grays and Basildon to Upminster, Barking and London

Mondays to Fridays

Operator	CC	CC	CC	CC	CC	CC	CC	CC	CC	CC	CC	CC	CC	CC	CC	CC	CC	CC	
Train ID	2T51	2D89	2F05	2D01	2B51	2D01	2R51	2D03	2R53	2B53	2D05	2B55	2D05	2R55	2R57	2B57	2R59	1B01	
Days of operation/Notes	MX	MX	MX																
Shoeburyness (SRY)	d				0415					0459		0513				0520	0528	0534	
Thorpe Bay (TPB)	d			0406	0418			0435		0503	0508	0517				0524	0532	0538	0542
Southend East (SOE)	d			0408	0421			0437		0505	0510	0519				0526	0534	0540	0544
Southend Central (SOC)	a			0411	0423			0440		0508	0513	0522				0529	0537	0543	0547
Southend Central (SOC)	d			0411	0424			0440		0508	0513	0522				0529	0537	0543	0547
Westcliff (WCF)	d			0414	0426			0442		0510	0515	0524				0531	0539	0545	0549
Chalkwell (CHW)	d			0416	0428			0444		0513	0517	0527				0534	0542	0548	0552
Leigh-on-Sea (LES)	d			0419	0431			0447		0515	0520	0530				0536	0544	0550	0554
Benfleet (BEF)	d			0423	0436			0451		0520	0524	0535				0541	0549	0555	0559
Pitsea (PSE)	d			0428	0440			0456		0523	0529	0538				0546	0552	0602	
Basildon (BSO)	d				0443					0527		0542					0556		
Laindon (LAI)	d				0446					0531		0546					0600		0606
West Horndon (WHR)	d		0003		0451					0535		0550					0604		
Stanford-le-Hope (SFO)	d			0434				0502				0535				0552		0608	
East Tilbury (ETL)	d			0437		←		0506				0538		←		0556		→	
Tilbury Town (TIL)	3 d			0443		0443		0512				0544		0544		0602			
Grays (GRY)	a			→		0446		0515				→		0547		→			
Grays (GRY)	d					0446	0454	0515	0524					0547	0554				
Purfleet (PFL)	d						0500		0530						0600				
Rainham (RNM)	d						0505		0535						0605				
Dagenham Dock (DDK)	d						0509		0539						0609				
Chafford Hundred Lakeside (CFH)	d					0450		0519					0551						
Ockendon (OCK)	d					0454		0523					0555						
Upminster (UPM)	↔		0001	0008	0456	0500	0530		0541			0556	0602			0610		0615	
Barking (BKG)	↔	0002	0009	0016	0505	0508	0515	0538	0545	0549		0604	0611	0615		0618			
Stratford (SRA)	↔ DLR 7 a																		
London Liverpool Street (LST)	↔ 15 a																		
West Ham (WEH)	↔ DLR d	0008	0014	0021	0510	0513	0520	0543	0550	0555		0610	0616	0620		0623		0627	
Limehouse (LHS)	DLR d	0013	0019	0026	0515	0518	0525	0548	0555	0600		0615	0622	0625		0628		0633	
London Fenchurch Street (FST)	7 a	0017	0024	0032	0520	0523	0530	0553	0600	0604		0619	0626	0630		0633		0637	

Operator	CC	CC	CC	CC	CC	CC	CC	CC	CC	CC	CC	CC	CC	CC	CC	CC	CC	CC	
Train ID	2R57	1F59	2D07	2R59	2R61	1F61	2D11	1B03	1D09	2R61	1F63	1B05	2D11	2R63	1B23	2N03	2D13	2R65	
Shoeburyness (SRY)	d	0543				0557		0607				0611				0626			
Thorpe Bay (TPB)	d	0547			0555	0601		0611				0615				0630			
Southend East (SOE)	d	0549			0557	0603		0613				0617				0632			
Southend Central (SOC)	a	0552			0600	0606						0620				0635			
Southend Central (SOC)	d	0552			0600	0606	0611					0620				0635			
Westcliff (WCF)	d	0554			0602	0608	0613					0622				0637			
Chalkwell (CHW)	d	0556			0605	0611	0616					0625				0640			
Leigh-on-Sea (LES)	d	0559			0607	0614	0618	0622				0628	0635			0643			
Benfleet (BEF)	d	0604			0612	0619	0623	0627				0633	0640			0648			
Pitsea (PSE)	d	0607			0618	0623	0628	0631				0637				0652			0647
Basildon (BSO)	d	0611				0627		0635				0641	0646			0656			
Laindon (LAI)	d	0615				0630		0639				0644	0649			0659	0703		
West Horndon (WHR)	d	0619		←		0635						0654	0654	←		0708			
Stanford-le-Hope (SFO)	d			0608	0624		0634						0634						0653
East Tilbury (ETL)	d	←		0612	0628		→			←			0637						0656
Tilbury Town (TIL)	3 d	0602		0618	0634					0634			0643						0702
Grays (GRY)	a	0605		0621	→					0637			0646						0705
Grays (GRY)	d	0606		0615	0622				0631	0638			0647	0651			0701		0706
Purfleet (PFL)	d	0612			0628					0644				0657			0712		0712
Rainham (RNM)	d	0618			0633					0649				0703			0717		0717
Dagenham Dock (DDK)	d	0621			0637					0653				0707			0721		0721
Chafford Hundred Lakeside (CFH)	d		0619						0635			0651							0706
Ockendon (OCK)	d		0624						0640			0656							0711
Upminster (UPM)	↔		0625	0631		0640			0649		0654	0659	0703		0709	0713	0718		
Barking (BKG)	↔	0627		0639	0643			0654		0659	0703	0708	0711	0713		0722	0726		0728
Stratford (SRA)	↔ DLR 7 a																		
London Liverpool Street (LST)	↔ 15 a																		
West Ham (WEH)	↔ DLR d	0633	0638	0644	0649		0653		0659	0702	0705	0709	0713	0717	0720	0723	0728	0732	0735
Limehouse (LHS)	DLR d	0639	0643	0649	0654		0659		0705	0708	0711	0714	0719	0722	0725	0728	0733	0737	0740
London Fenchurch Street (FST)	7 a	0644	0648	0654	0700		0705		0711	0714	0717	0721	0725	0729	0732	0735	0740	0744	0747

NOTES (see introductory pages for explanation of train operator codes and standard symbols)

- a Arrival time
- d Departure time
- MX Not Mondays

Shoeburyness, Southend Central, Tilbury, Grays and Basildon to Upminster, Barking and London

Mondays to Fridays

Operator Train ID	CC 2R67	CC 1F67	CC 1B11	CC 2D15	CC 2R67	CC 2R69	CC 1P13	CC 2N05	CC 2D17	CC 1B81	CC 2R69	CC 1B19	CC 2D19	CC 2R71	CC 2N07	CC 2D21	CC 1B39	CC 2R73
Shoeburyness (SRY)	d	0640	0645				0702					0718						0739
Thorpe Bay (TPB)	d	0644	0649				0706			0712		0722						0743
Southend East (SOE)	d	0646	0651				0708			0714		0724						0745
Southend Central (SOC)	a	0649	0654				0711			0717		0727						0748
Southend Central (SOC)	d	0645	0649	0654			0703	0711		0717		0727						0748
Westcliff (WCF)	d	0648	0651	0656			0705	0713		0719		0729						0750
Chalkwell (CHW)	d	0650	0654	0659			0708	0716		0722		0732						0753
Leigh-on-Sea (LES)	d	0653	0657	0702			0711			0725		0735						0756
Benfleet (BEF)	d	0657	0702	0707			0716			0730		0740						0801
Pitsea (PSE)	d	0703	0705	0711			0720			0734		0744		0735				0804
Basildon (BSO)	d		0709	0715						0738		0748						0808
Laindon (LAI)	d		0713	0718					0731	0742		0751			0803			0812
West Horndon (WHR)	d		0717						0736	0747					0808			
Stanford-le-Hope (SFO)	d	0710					0726								0742			0757
East Tilbury (ETL)	d	0714			←		0730				←				0745			0801
Tilbury Town (TIL)	3 d	0720			0720	0736					0736				0752			0807
Grays (GRY)	a	←			0723	←					0739				0755			0810
Grays (GRY)	d			0717	0724				0731		0740		0747	0756		0801		0810
Purfleet (PFL)	d				0730					0746				0802				0816
Rainham (RNM)	d				0736					0751				0807				0822
Dagenham Dock (DDK)	d				0740					0755				0811				0826
Chafford Hundred Lakeside (CFH)	d				0721				0735				0751			0805		
Ockendon (OCK)	d				0726				0741				0756			0810		
Upminster (UPM)	⊖ d				0733			0741	0748	0752			0803		0813	0817	0821	
Barking (BKG)	⊖ d		0735		0741	0746		0750	0756			0802		0811	0817	0822	0826	0832
Stratford (SRA)	⊖ DLR 7 a																	
London Liverpool Street (LST)	⊖ 15 a																	
West Ham (WEH)	⊖ DLR d		0742	0738	0747	0753		0750	0756	0802	0805	0808	0814	0817	0823	0828	0831	0834
Limehouse (LHS)	DLR d		0747	0744	0752	0758		0755	0801	0807	0810	0813	0819	0822	0829	0833	0837	0840
London Fenchurch Street (FST)	7 a		0755	0750	0759	0805		0802	0808	0814	0817	0820	0826	0829	0835	0840	0843	0850

Operator Train ID	CC 1B27	CC 2D23	CC 1B29	CC 2N09	CC 2R77	CC 1F79	CC 2D27	CC 2R79	CC 1B37	CC 2R81	CC 2B83	CC 2D31	CC 2R83	CC 2F51	CC 2D33	CC 1B43	CC 2R83	CC 2D33
Shoeburyness (SRY)	d		0800			0815			0834					0853		0907		
Thorpe Bay (TPB)	d		0804			0819			0838					0857		0911		
Southend East (SOE)	d		0806			0821			0840					0859		0913		
Southend Central (SOC)	a		0809			0824			0843					0902		0916		
Southend Central (SOC)	d		0809			0824			0843		0849			0902	0912	0916		
Westcliff (WCF)	d		0811			0826			0845		0852			0904	0915	0918		
Chalkwell (CHW)	d		0814			0829			0848		0855			0907	0917	0921		
Leigh-on-Sea (LES)	d	0803	0817			0832			0851		0858			0909	0920	0924		
Benfleet (BEF)	d	0808	0822			0837			0856		0903			0914	0924	0929		
Pitsea (PSE)	d	0812			0818	0840		0836	0847	0906		0916	0918	0929				
Basildon (BSO)	d	0816	0828			0844			0902	0910				0922		0935		
Laindon (LAI)	d	0820			0834	0848			0905		0914			0925		0938		
West Horndon (WHR)	d	0824			0839						0918			0930				
Stanford-le-Hope (SFO)	d				0824			0843		0854			0923		0935			
East Tilbury (ETL)	d				0828			0846		0857			0926		0938			←
Tilbury Town (TIL)	3 d				0834			0853		0904			0933		0944			0944
Grays (GRY)	a				0837			0856		0907			0936		←			0947
Grays (GRY)	d		0818			0837		0847	0856		0908		0917	0936				0948
Purfleet (PFL)	d					0843			0902		0914			0942			←	
Rainham (RNM)	d					0849			0908		0919			0948				0948
Dagenham Dock (DDK)	d					0853			0912		0923			←				0951
Chafford Hundred Lakeside (CFH)	d		0822				0851					0921						0952
Ockendon (OCK)	d		0826				0856					0925						0956
Upminster (UPM)	⊖ d		0833		0844		0856	0903		0914		0924	0932		0936		0946	1003
Barking (BKG)	⊖ d	0838	0841	0846	0853	0859	0905	0911	0918	0922	0929	0932	0940		0944		0955	0958
Stratford (SRA)	⊖ DLR 7 a																	
London Liverpool Street (LST)	⊖ 15 a																	
West Ham (WEH)	⊖ DLR d	0844	0847	0852	0858	0905	0910	0917	0924	0928	0935	0938	0946		0950		1000	1004
Limehouse (LHS)	DLR d	0849	0852	0858	0904	0910	0916	0922	0930	0933	0940	0943	0951		0955		1005	1009
London Fenchurch Street (FST)	7 a	0856	0859	0905	0910	0917	0922	0929	0936	0940	0948	0950	0958		0959		1009	1013

NOTES (see introductory pages for explanation of train operator codes and standard symbols)

- a Arrival time
- d Departure time

Shoeburyness, Southend Central, Tilbury, Grays and Basildon to Upminster, Barking and London

Mondays to Fridays

Operator	Train ID	CC 2R85	CC 2B87	CC 2D35	CC 1B45	CC 2R87	CC 2D35	CC 2B89	CC 2R89	CC 2D37	CC 2B91	CC 2R91	CC 2D39	CC 2B93	CC 2R93	CC 2D41	CC 2B95	CC 2R95	CC 2D43
Shoeburyness (SRY)	d		0927	0933	0941			0957			1027			1057			1127		
Thorpe Bay (TPB)	d		0931	0937	0945			1001			1031			1101			1131		
Southend East (SOE)	d		0933	0939	0947			1003			1033			1103			1133		
Southend Central (SOC)	a		0936	0942	0950			1006			1036			1106			1136		
Southend Central (SOC)	d		0936	0942	0950			1006		1012	1036		1042	1106		1112	1136		1139
Westcliff (WCF)	d		0938	0945	0952			1008		1015	1038		1045	1108		1115	1138		1142
Chalkwell (CHW)	d		0941	0947	0955			1011		1017	1041		1047	1111		1117	1141		1144
Leigh-on-Sea (LES)	d		0943	0950	0957			1013		1020	1043		1050	1113		1120	1143		1147
Benfleet (BEF)	d		0948	0954	1002			1018		1024	1048		1054	1118		1124	1148		1151
Pitsea (PSE)	d		0951	0959				1021		1029	1051		1059	1121		1129	1151		1156
Basildon (BSO)	d		0955		1008			1025			1055			1125			1155		
Laindon (LAI)	d		0958		1011			1028			1058			1128			1158		
West Horndon (WHR)	d		1003					1033			1103			1133			1203		
Stanford-le-Hope (SFO)	d			1005						1035			1105			1135			1202
East Tilbury (ETL)	d			1008			←			1038			1108			1138			1205
Tilbury Town (TIL)	d	3		1014			1014			1044			1114			1144			1211
Grays (GRY)	a			↘			1017			1047			1117			1147			1214
Grays (GRY)	d	0953				1010	1017		1040	1047		1110	1117		1140	1147		1210	1214
Purfleet (PFL)	d	0959				1016			1046			1116			1146			1216	
Rainham (RNM)	d	1004				1021			1051			1121			1151			1221	
Dagenham Dock (DDK)	d	1007				1024			1054			1124			1154			1224	
Chafford Hundred Lakeside (CFH)	d						1021			1051			1121			1151			1218
Ockendon (OCK)	d						1025			1055			1125			1155			1222
Upminster (UPM)	d		1008		1019			1031	1039		1101	1108		1131	1138		1201	1208	1229
Barking (BKG)	d	1013	1017		1027	1030		1040	1047	1100	1109	1117	1130	1139	1147	1200	1209	1216	1238
Stratford (SRA)	d	DLR 7																	
London Liverpool Street (LST)	a	DLR 15																	
West Ham (WEH)	d	DLR 1019	1022		1032	1036	1046	1053	1106	1114	1122	1136	1144	1152	1206	1214	1221	1236	1243
Limehouse (LHS)	d	DLR 1024	1028		1037	1041	1051	1058	1111	1119	1127	1141	1149	1157	1211	1219	1226	1241	1248
London Fenchurch Street (FST)	a	DLR 7	1028	1032	1041	1045	1056	1102	1115	1124	1131	1145	1154	1201	1215	1224	1230	1245	1253

Operator	Train ID	CC 2B97	CC 2R97	CC 2D45	CC 2B99	CC 2R99	CC 2D47	CC 2B01	CC 2R01	CC 2D49	CC 2B03	CC 2R03	CC 2D51	CC 2B05	CC 2R05	CC 2D53	CC 2B07	CC 2R07	CC 2D55
Shoeburyness (SRY)	d	1157			1227			1257			1327			1357			1427		
Thorpe Bay (TPB)	d	1201			1231			1301			1331			1401			1431		
Southend East (SOE)	d	1203			1233			1303			1333			1403			1433		
Southend Central (SOC)	a	1206			1236			1306			1336			1406			1436		
Southend Central (SOC)	d	1206		1212	1236		1242	1306		1311	1336		1342	1406		1412	1436		1442
Westcliff (WCF)	d	1208		1215	1238		1245	1308		1314	1338		1345	1408		1415	1438		1445
Chalkwell (CHW)	d	1211		1217	1241		1247	1311		1316	1341		1347	1411		1417	1441		1447
Leigh-on-Sea (LES)	d	1213		1220	1243		1250	1313		1319	1343		1350	1413		1420	1443		1450
Benfleet (BEF)	d	1218		1224	1248		1254	1318		1323	1348		1354	1418		1424	1448		1454
Pitsea (PSE)	d	1221		1229	1251		1259	1321		1328	1351		1359	1421		1429	1451		1459
Basildon (BSO)	d	1225			1255			1325			1355			1425			1455		
Laindon (LAI)	d	1228			1258			1328			1358			1428			1458		
West Horndon (WHR)	d	1233			1303			1333			1403			1433			1503		
Stanford-le-Hope (SFO)	d			1235			1305			1334			1405			1435			1505
East Tilbury (ETL)	d			1238			1308			1337			1408			1438			1508
Tilbury Town (TIL)	d	3		1244			1314			1343			1414			1444			1514
Grays (GRY)	a			1247			1317			1346			1417			1447			1517
Grays (GRY)	d		1240	1247		1310	1317		1340	1346		1410	1417		1440	1447		1510	1517
Purfleet (PFL)	d		1246			1316			1346			1416			1446			1516	
Rainham (RNM)	d		1251			1321			1351			1421			1451			1521	
Dagenham Dock (DDK)	d		1254			1324			1354			1424			1454			1524	
Chafford Hundred Lakeside (CFH)	d			1251			1321			1350			1421			1451			1521
Ockendon (OCK)	d			1255			1325			1354			1425			1455			1525
Upminster (UPM)	d	1238		1301	1308		1331	1338		1401	1408		1431	1438		1501	1508		1531
Barking (BKG)	d	1246	1300	1309	1316	1330	1340	1346	1401	1409	1416	1430	1439	1446	1500	1509	1516	1530	1539
Stratford (SRA)	d	DLR 7																	
London Liverpool Street (LST)	a	DLR 15																	
West Ham (WEH)	d	DLR 1252	1306	1314	1322	1336	1345	1351	1406	1414	1421	1436	1444	1451	1506	1514	1521	1536	1544
Limehouse (LHS)	d	DLR 1257	1311	1319	1327	1341	1351	1356	1411	1419	1426	1441	1449	1456	1511	1519	1527	1541	1549
London Fenchurch Street (FST)	a	DLR 7	1301	1315	1324	1331	1345	1356	1400	1416	1424	1431	1445	1454	1500	1515	1525	1531	1545

NOTES (see introductory pages for explanation of train operator codes and standard symbols)

- a Arrival time
d Departure time

Shoeburyness, Southend Central, Tilbury, Grays and Basildon to Upminster, Barking and London

Mondays to Fridays

Operator Train ID	CC 2B09	CC 2R09	CC 2D57	CC 2B11	CC 2D59	CC 2B69	CC 2R11	CC 2D59	CC 1B71	CC 2R15	CC 1B93	CC 2R13	CC 1F15	CC 1B73	CC 2R15	CC 1D61	CC 2B17	CC 1R17	
Shoeburyness (SRY)	d	1457		1526		1537			1554		1601		1612	1618					
Thorpe Bay (TPB)	d	1501		1530		1541			1558		1605		1616	1622					
Southend East (SOE)	d	1503		1532		1543			1600		1608		1618	1624					
Southend Central (SOC)	a	1506		1535		1546			1603		1611		1621	1627					
Southend Central (SOC)	d	1506		1511	1535	1541	1546		1603	1608	1612		1621	1627			1635		
Westcliff (WCF)	d	1508		1514	1537	1543	1548		1606	1611	1614		1623	1629			1637		
Chalkwell (CHW)	d	1511		1516	1540	1546	1551		1609	1613	1617		1626	1632			1640		
Leigh-on-Sea (LES)	d	1513		1519	1542	1549	1553		1612	1616	1619		1629	1634			1642		
Benfleet (BEF)	d	1518		1523	1547	1553	1558		1617	1620	1624		1634	1639			1647		
Pitsea (PSE)	d	1521		1528	1550	1559	1601			1625	1628			1643			1651	1648	
Basildon (BSO)	d	1525		1554		1605			1623		1632		1640	1647			1655		
Laindon (LAI)	d	1528		1558		1609			1626		1635		1643	1651			1658		
West Horndon (WHR)	d	1533		1602		1613			1631				1648				1703		
Stanford-le-Hope (SFO)	d			1534		1605					1632							1654	
East Tilbury (ETL)	d			1537		1608			←		1635				←			1658	
Tilbury Town (TIL)	d	3		1543		1615			1615		1641				1641			1704	
Grays (GRY)	a			1546		←			1618		←				1644			1707	
Grays (GRY)	d		1540	1546				1609	1619				1637			1647	1648	1708	
Purfleet (PFL)	d		1546					1615					1643			1654		1713	
Rainham (RNM)	d		1551					1620					1648			1701		1719	
Dagenham Dock (DDK)	d		1554					1624					1652			1707		1722	
Chafford Hundred Lakeside (CFH)	d			1550					1622								1652		
Ockendon (OCK)	d			1554					1626								1657		
Upminster (UPM)	d	1538		1601	1608		1619		1633			1644		1653	1659		1704	1708	
Barking (BKG)	d	1546	1600	1611	1616		1627	1630	1641			1652	1658	1701	1707	1713	1717	1728	
Stratford (SRA)	d	7																	
London Liverpool Street (LST)	a	15																	
West Ham (WEH)	d	1551	1606	1616	1621		1632	1636	1646	1650		1657	1704	1707	1713	1719	1716	1722	
Limehouse (LHS)	d	1556	1611	1621	1626		1637	1642	1651				1709	1712		1724	1721	1727	1739
London Fenchurch Street (FST)	a	7	1600	1616	1628	1631		1642	1648	1657	1659		1707	1714	1717	1722	1728	1731	1744

Operator Train ID	CC 1F19	CC 1B77	CC 2D63	CC 2B21	CC 1B79	CC 2R19	CC 1F23	CC 2D65	CC 1R21	CC 1F25	CC 1F11	CC 2R23	CC 2B27	CC 2D67	CC 2R25	CC 2B29	CC 2R27	CC 2B31	
Shoeburyness (SRY)	d	1640	1648		1657	1704		1715			1727			1744				1800	1814
Thorpe Bay (TPB)	d	1644	1652		1701	1708		1719		1731			1748					1804	1818
Southend East (SOE)	d	1646	1654		1703	1710		1721		1733			1750					1806	1820
Southend Central (SOC)	a	1649	1657		1706	1713		1724		1736			1753					1809	1823
Southend Central (SOC)	d	1649	1657		1706	1713		1724		1736			1753					1809	1823
Westcliff (WCF)	d	1651	1659		1708	1715		1726		1738			1755					1811	1825
Chalkwell (CHW)	d	1654	1702		1711	1718		1729		1740			1758					1814	1828
Leigh-on-Sea (LES)	d	1657	1704		1713	1720		1731		1743	1754		1800					1816	1830
Benfleet (BEF)	d	1702	1709		1718	1725		1736		1747			1805					1821	1835
Pitsea (PSE)	d	1706	1714		1721	1728	1717		1732	1751			1808			1803	1824	1838	
Basildon (BSO)	d	1710	1719		1725	1732		1743		1755	1803		1812					1828	1842
Laindon (LAI)	d	1713	1722		1728	1735		1746		1758			1815					1831	1845
West Horndon (WHR)	d	1718			1733					1803			1820					1836	1850
Stanford-le-Hope (SFO)	d					1723			1738							1810			
East Tilbury (ETL)	d					1727			1742							1813			
Tilbury Town (TIL)	d	3				1733			1748							1819			
Grays (GRY)	a					1736			1751							1822			
Grays (GRY)	d			1717		1737		1747	1751			1803		1817	1823			1833	
Purfleet (PFL)	d					1742			1757			1809				1829			1839
Rainham (RNM)	d					1748			1802			1816				1834			1845
Dagenham Dock (DDK)	d					1751			1806			1820				1838			1851
Chafford Hundred Lakeside (CFH)	d			1721				1751						1821					
Ockendon (OCK)	d			1727				1757						1828					
Upminster (UPM)	d	1725		1734	1738	1744		1805		1808	1814		1825	1835		1841			1855
Barking (BKG)	d	1734	1739	1743	1747	1752	1757		1814	1812	1817	1822	1827	1833	1843	1845	1849	1858	1903
Stratford (SRA)	a	7																	
London Liverpool Street (LST)	a	15																	
West Ham (WEH)	d	1740	1746	1749	1752	1757	1803	1806	1820	1817	1823	1828	1833	1838	1848	1851	1854	1903	1908
Limehouse (LHS)	d			1754	1757	1802	1808		1825				1838	1843	1853	1856	1859	1909	1913
London Fenchurch Street (FST)	a	7	1750	1755	1759	1802	1807	1815	1829	1826	1832	1837	1842	1848	1858	1901	1904	1914	1917

NOTES (see introductory pages for explanation of train operator codes and standard symbols)

- a Arrival time
- d Departure time

Shoeburyness, Southend Central, Tilbury, Grays and Basildon to Upminster, Barking and London

Mondays to Fridays

Operator Train ID	CC 2D69	CC 2B33	CC 2R31	CC 2D71	CC 2B37	CC 2R35	CC 2D73	CC 2B39	CC 2R37	CC 2D75	CC 2B41	CC 2R39	CC 2D77	CC 2B43	CC 2R41	CC 2D79	CC 2B45	CC 2R43
Shoeburyness (SRY)	d	1829			1859			1927		1933	1957			2027			2057	
Thorpe Bay (TPB)	d	1833			1903			1931		1937	2001			2031			2101	
Southend East (SOE)	d	1835			1905			1933		1939	2003			2033			2103	
Southend Central (SOC)	a	1838			1908			1936		1942	2006			2036			2106	
Southend Central (SOC)	d	1838			1908		1912	1936		1942	2006		2012	2036		2042	2106	
Westcliff (WCF)	d	1840			1910		1915	1938		1945	2008		2015	2038		2045	2108	
Chalkwell (CHW)	d	1843			1913		1917	1941		1947	2011		2017	2041		2047	2111	
Leigh-on-Sea (LES)	d	1845			1915		1920	1943		1950	2013		2020	2043		2050	2113	
Benfleet (BEF)	d	1850			1920		1924	1948		1954	2018		2024	2048		2054	2118	
Pitsea (PSE)	d	1828	1854	1847	1859	1923	1918	1929	1951	1959	2021		2029	2051		2059	2121	
Basildon (BSO)	d		1858			1927			1955		2025			2055			2125	
Laindon (LAI)	d		1901			1930			1958		2028			2058			2128	
West Horndon (WHR)	d		1906			1935			2003		2033			2103			2133	
Stanford-le-Hope (SFO)	d	1834		1854	1905		1926	1935			2005		2035			2105		
East Tilbury (ETL)	d	1838		1857	1909		1930	1938			2008		2038			2108		
Tilbury Town (TIL)	3 d	1844		1903	1915		1937	1944			2014		2044			2114		
Grays (GRY)	a	1847		1906	1918		1940	1947			2017		2047			2117		
Grays (GRY)	d	1847		1907	1919		1941	1947		2010	2017		2040	2047		2110	2117	2143
Purfleet (PFL)	d			1912			1947			2016			2046		2116		2149	
Rainham (RNM)	d			1918			1952			2021			2051		2121		2154	
Dagenham Dock (DDK)	d			1921			1956			2024			2054		2124		2157	
Chafford Hundred Lakeside (CFH)	d	1851			1922			1951			2021		2051			2121		
Ockendon (OCK)	d	1858			1926			1955			2025		2055			2125		
Upminster (UPM)	⊖ d	1905	1911		1933	1940		2001	2008		2031	2038		2101	2108		2131	2138
Barking (BKG)	⊖ d	1915	1921	1927	1941	1948	2003	2010	2016	2030	2039	2046	2100	2109	2116	2130	2139	2146
Stratford (SRA)	⊖ DLR 7 a																	
London Liverpool Street (LST)	⊖ 15 a																	
West Ham (WEH)	⊖ DLR d	1921	1926	1933	1946	1953	2009	2015	2022	2036	2044	2051	2106	2114	2121	2136	2144	2151
Limehouse (LHS)	DLR d	1926	1931	1938	1951	1958	2014	2020	2027	2041	2049	2056	2111	2119	2126	2141	2149	2156
London Fenchurch Street (FST)	7 a	1930	1935	1942	1956	2004	2020	2024	2031	2045	2054	2100	2115	2124	2131	2145	2154	2200

Operator Train ID	CC 2D81	CC 2B47	CC 2R45	CC 2D83	CC 2B49	CC 2R47	CC 2D85	CC 2F01	CC 2R49	CC 2D87	CC 2F03	CC 2T51	CC 2D89	CC 2F05	
Shoeburyness (SRY)	d	2127			2157			2227			2257			2327	
Thorpe Bay (TPB)	d	2131			2201			2231			2301			2331	
Southend East (SOE)	d	2133			2203			2233			2303			2333	
Southend Central (SOC)	a	2136			2206			2236			2306			2336	
Southend Central (SOC)	d	2112	2136		2142	2206		2212	2236		2242	2306		2312	2336
Westcliff (WCF)	d	2115	2138		2145	2208		2215	2238		2245	2308		2315	2338
Chalkwell (CHW)	d	2117	2141		2147	2211		2217	2241		2247	2311		2317	2341
Leigh-on-Sea (LES)	d	2120	2143		2150	2213		2220	2243		2250	2313		2320	2343
Benfleet (BEF)	d	2124	2148		2154	2218		2224	2248		2254	2318		2324	2348
Pitsea (PSE)	d	2129	2151		2159	2221		2229	2251		2259	2321		2329	2351
Basildon (BSO)	d		2155			2225			2255			2325			2355
Laindon (LAI)	d		2158			2228			2258			2328			2358
West Horndon (WHR)	d		2203			2233			2303			2333			0003
Stanford-le-Hope (SFO)	d	2135			2205			2235			2305			2335	
East Tilbury (ETL)	d	2138			2208			2238			2308			2338	
Tilbury Town (TIL)	3 d	2144			2214			2244			2314			2344	
Grays (GRY)	a	2147			2217			2247			2317			2347	
Grays (GRY)	d	2147		2212	2217		2240	2247		2312	2317		2342	2347	
Purfleet (PFL)	d			2218			2246			2318			2348		
Rainham (RNM)	d			2223			2251			2323			2353		
Dagenham Dock (DDK)	d			2227			2254			2326			2356		
Chafford Hundred Lakeside (CFH)	d	2151			2221			2251			2321			2351	
Ockendon (OCK)	d	2155			2225			2255			2325			2355	
Upminster (UPM)	⊖ d	2201	2208		2231	2238		2301	2308		2331	2338		0001	0008
Barking (BKG)	⊖ d	2209	2217	2232	2239	2246	2300	2309	2316	2332	2339	2346	0002	0009	0016
Stratford (SRA)	⊖ DLR 7 a														
London Liverpool Street (LST)	⊖ 15 a														
West Ham (WEH)	⊖ DLR d	2214	2222	2238	2244	2251	2306	2314	2321	2338	2344	2351	0008	0014	0021
Limehouse (LHS)	DLR d	2219	2227	2243	2249	2256	2311	2319	2326	2343	2349	2356	0013	0019	0026
London Fenchurch Street (FST)	7 a	2225	2232	2248	2254	2300	2315	2324	2330	2347	2354	0001	0017	0024	0032

NOTES (see introductory pages for explanation of train operator codes and standard symbols)

- a Arrival time
- d Departure time

Shoeburyness, Southend Central, Tilbury, Grays and Basildon to Upminster, Barking and London

Saturdays

Operator Train ID	CC 2T51	CC 2D89	CC 2F05	CC 2D01	CC 2B01	CC 2D03	CC 2B03	CC 2R01	CC 2D05	CC 2B05	CC 2R03	CC 2D07	CC 2B07	CC 2R05	CC 2D09	CC 2B09	CC 2R07	CC 2D11				
Shoeburyness (SRY)	d				0425	0443	0509		0513	0539		0543	0609		0613	0639		0643				
Thorpe Bay (TPB)	d				0429	0447	0513		0517	0543		0547	0613		0617	0643		0647				
Southend East (SOE)	d				0431	0449	0515		0519	0545		0549	0615		0619	0645		0649				
Southend Central (SOC)	a				0434	0452	0518		0522	0548		0552	0618		0622	0648		0652				
Southend Central (SOC)	d			0413	0434	0452	0518		0522	0548		0552	0618		0622	0648		0652				
Westcliff (WCF)	d			0415	0436	0454	0520		0524	0550		0554	0620		0624	0650		0654				
Chalkwell (CHW)	d			0417	0439	0457	0523		0527	0553		0557	0623		0627	0653		0657				
Leigh-on-Sea (LES)	d			0420	0441	0500	0526		0530	0556		0600	0626		0630	0656		0700				
Benfleet (BEF)	d			0424	0446	0505	0531		0535	0601		0605	0631		0635	0701		0705				
Pitsea (PSE)	d			0429	0449	0510	0534		0540	0604		0610	0634		0640	0704		0710				
Basildon (BSO)	d				0453		0538			0608			0638			0708						
Laindon (LAI)	d				0456		0542			0612			0642			0712						
West Horndon (WHR)	d		0003		0501		0546			0616			0646			0716						
Stanford-le-Hope (SFO)	d			0435		0516			0546			0616			0646			0716				
East Tilbury (ETL)	d			0438		0520			0550			0620			0650			0720				
Tilbury Town (TIL)	d	8		0444		0526			0556			0626			0656			0726				
Grays (GRY)	a			0447		0529			0559			0629			0659			0729				
Grays (GRY)	d			0448		0530		0552	0600		0622	0630		0652	0700		0722	0730				
Purfleet (PFL)	d							0558			0628			0658			0728					
Rainham (RNM)	d							0603			0633			0703			0733					
Dagenham Dock (DDK)	d							0606			0636			0706			0736					
Chafford Hundred Lakeside (CFH)	d			0451		0534			0604			0634			0704			0734				
Ockendon (OCK)	d			0455		0538			0608			0638			0708			0738				
Upminster (UPM)	d	0001	0008	0502	0506	0544	0552		0614	0622		0644	0652		0714	0722		0744				
Barking (BKG)	d	0002	0009	0016	0510	0514	0553	0600	0612	0623	0630	0642	0653	0700	0712	0723	0730	0742	0753			
Stratford (SRA)	d	DLR	7	a																		
London Liverpool Street (LST)	d	DLR	15	a																		
West Ham (WEH)	d	DLR	0008	0014	0021	0515	0519	0558	0606	0618	0628	0636	0648	0658	0706	0718	0728	0736	0748	0758		
Limehouse (LHS)	d	DLR	0013	0019	0026	0520	0524	0603	0611	0623	0633	0641	0653	0703	0711	0723	0733	0741	0753	0803		
London Fenchurch Street (FST)	d	DLR	7	a	0017	0024	0032	0527	0531	0609	0616	0628	0639	0646	0658	0709	0716	0728	0739	0746	0758	0809

Operator Train ID	CC 2B11	CC 2R09	CC 2D13	CC 9B01	CC 2D13	CC 2B13	CC 2R11	CC 2D15	CC 9B03	CC 2D15	CC 2B15	CC 2R13	CC 2D17	CC 9B05	CC 2D17	CC 2B17	CC 2R15	CC 2D19	
Shoeburyness (SRY)	d	0709		0713	0726		0739	0743	0756		0809		0813	0826		0839		0843	
Thorpe Bay (TPB)	d	0713		0717	0730		0743	0747	0800		0813		0817	0830		0843		0847	
Southend East (SOE)	d	0715		0719	0732		0745	0749	0802		0815		0819	0832		0845		0849	
Southend Central (SOC)	a	0718		0722	0735		0748	0752	0805		0818		0822	0835		0848		0852	
Southend Central (SOC)	d	0718		0722	0735		0748	0752	0805		0818		0822	0835		0848		0852	
Westcliff (WCF)	d	0720		0724	0737		0750	0754	0807		0820		0824	0837		0850		0854	
Chalkwell (CHW)	d	0723		0727	0740		0753	0757	0810		0823		0827	0840		0853		0857	
Leigh-on-Sea (LES)	d	0726		0730	0742		0756	0800	0812		0826		0830	0842		0856		0900	
Benfleet (BEF)	d	0731		0735	0747		0801	0805	0817		0831		0835	0847		0901		0905	
Pitsea (PSE)	d	0734		0740			0804	0810			0834		0840			0904		0910	
Basildon (BSO)	d	0738			0753		0808		0823		0838			0853		0908			
Laindon (LAI)	d	0742			0757		0812		0827		0842			0857		0912			
West Horndon (WHR)	d	0746					0816				0846					0916			
Stanford-le-Hope (SFO)	d			0746				0816					0846					0916	
East Tilbury (ETL)	d			0750				0820					0850					0920	
Tilbury Town (TIL)	d			0756				0826					0856					0926	
Grays (GRY)	a			0759		←		0829		←			0859		←			0929	
Grays (GRY)	d		0752	0800		0800		0822	0830		0830		0852	0900		0900		0922	0930
Purfleet (PFL)	d		0758	→				0828	→				0858	→				0928	→
Rainham (RNM)	d		0803					0833					0903					0933	
Dagenham Dock (DDK)	d		0806					0836					0906					0936	
Chafford Hundred Lakeside (CFH)	d				0804					0834					0904				
Ockendon (OCK)	d				0808					0838					0908				
Upminster (UPM)	d	0752			0806	0814	0822		0836	0844	0852			0906	0914	0922			
Barking (BKG)	d	0800	0812		0817	0823	0830	0842	0847	0853	0900	0912		0917	0923	0930	0942		
Stratford (SRA)	d	DLR	7	a	0825				0855					0925					
London Liverpool Street (LST)	d	DLR	15	a	0835				0905					0935					
West Ham (WEH)	d	DLR	0806	0818		0828	0836	0848			0858	0906	0918		0928	0936	0948		
Limehouse (LHS)	d	DLR	0811	0823		0833	0841	0853			0903	0911	0923		0933	0941	0953		
London Fenchurch Street (FST)	d	DLR	7	a	0816	0828		0839	0846	0858		0909	0916	0928		0939	0946	0958	

NOTES (see introductory pages for explanation of train operator codes and standard symbols)

- a Arrival time
- d Departure time

Shoeburyness, Southend Central, Tilbury, Grays and Basildon to Upminster, Barking and London

Saturdays

Operator	Train ID	CC 9B07	CC 2D19	CC 2B19	CC 2R17	CC 2D21	CC 9B09	CC 2D21	CC 2B21	CC 2R19	CC 2D23	CC 9B11	CC 2D23	CC 2B23	CC 2R21	CC 2D25	CC 9B13	CC 2D25	CC 2B25	
Shoeburyness (SRY)	d	0856		0909		0913	0926		0939		0943	0956		1009		1013	1026		1039	
Thorpe Bay (TPB)	d	0900		0913		0917	0930		0943		0947	1000		1013		1017	1030		1043	
Southend East (SOE)	d	0902		0915		0919	0932		0945		0949	1002		1015		1019	1032		1045	
Southend Central (SOC)	a	0905		0918		0922	0935		0948		0952	1005		1018		1022	1035		1048	
Southend Central (SOC)	d	0905		0918		0922	0935		0948		0952	1005		1018		1022	1035		1048	
Westcliff (WCF)	d	0907		0920		0924	0937		0950		0954	1007		1020		1024	1037		1050	
Chalkwell (CHW)	d	0910		0923		0927	0940		0953		0957	1010		1023		1027	1040		1053	
Leigh-on-Sea (LES)	d	0912		0926		0930	0942		0956		1000	1012		1026		1030	1042		1056	
Benfleet (BEF)	d	0917		0931		0935	0947		1001		1005	1017		1031		1035	1047		1101	
Pitsea (PSE)	d			0934		0940			1004		1010			1034		1040			1104	
Basildon (BSO)	d	0923		0938			0953		1008			1023		1038			1053		1108	
Laindon (LAI)	d	0927		0942			0957		1012			1027		1042			1057		1112	
West Horndon (WHR)	d			0946					1016					1046					1116	
Stanford-le-Hope (SFO)	d					0946					1016					1046				
East Tilbury (ETL)	d					0950					1020					1050				
Tilbury Town (TIL)	d	8				0956					1026					1056				
Grays (GRY)	a		←			0959		←			1029		←			1059		←		
Grays (GRY)	d		0930		0952	1000		1000		1022	1030		1030		1052	1100		1100		
Purfleet (PFL)	d				0958	←				1028	←				1058	←				
Rainham (RNM)	d				1003					1033					1103					
Dagenham Dock (DDK)	d				1006					1036					1106					
Chafford Hundred Lakeside (CFH)	d		0934					1004					1034						1104	
Ockendon (OCK)	d		0938					1008					1038						1108	
Upminster (UPM)	⊖	0936	0944	0952			1006	1014	1022			1036	1044	1052			1106	1114	1122	
Barking (BKG)	⊖	0947	0953	1000	1012		1017	1023	1030	1042		1046	1053	1100	1112		1116	1123	1130	
Stratford (SRA)	⊖ DLR 7	a	0955				1025					1055					1125			
London Liverpool Street (LST)	⊖ 15	a	1005				1035					1105					1135			
West Ham (WEH)	⊖ DLR	d	0958	1006	1018			1028	1036	1048			1058	1106	1118				1128	1136
Limehouse (LHS)	DLR	d	1003	1011	1023			1033	1041	1053			1103	1111	1123				1133	1141
London Fenchurch Street (FST)	7	a	1009	1016	1028			1039	1046	1058			1109	1116	1128				1139	1146

Operator	Train ID	CC 2R23	CC 2D27	CC 9B15	CC 2D27	CC 2B27	CC 2R25	CC 2D29	CC 9B17	CC 2D29	CC 2B29	CC 2R27	CC 2D31	CC 9B19	CC 2D31	CC 2B31	CC 2R29	CC 2D33	CC 9B21
Shoeburyness (SRY)	d		1043	1056		1109		1113	1126		1139		1143	1156		1209		1213	1226
Thorpe Bay (TPB)	d		1047	1100		1113		1117	1130		1143		1147	1200		1213		1217	1230
Southend East (SOE)	d		1049	1102		1115		1119	1132		1145		1149	1202		1215		1219	1232
Southend Central (SOC)	a		1052	1105		1118		1122	1135		1148		1152	1205		1218		1222	1235
Southend Central (SOC)	d		1052	1105		1118		1122	1135		1148		1152	1205		1218		1222	1235
Westcliff (WCF)	d		1054	1107		1120		1124	1137		1150		1154	1207		1220		1224	1237
Chalkwell (CHW)	d		1057	1110		1123		1127	1140		1153		1157	1210		1223		1227	1240
Leigh-on-Sea (LES)	d		1100	1112		1126		1130	1142		1156		1200	1212		1226		1230	1242
Benfleet (BEF)	d		1105	1117		1131		1135	1147		1201		1205	1217		1231		1235	1247
Pitsea (PSE)	d		1110			1134		1140			1204		1210			1234		1240	
Basildon (BSO)	d			1123		1138			1153		1208			1223		1238			1253
Laindon (LAI)	d			1127		1142			1157		1212			1227		1242			1257
West Horndon (WHR)	d					1146					1216					1246			
Stanford-le-Hope (SFO)	d		1116					1146					1216						1246
East Tilbury (ETL)	d		1120					1150					1220						1250
Tilbury Town (TIL)	d	8	1126					1156					1226						1256
Grays (GRY)	a		1129		←			1159		←			1229		←				1259
Grays (GRY)	d	1122	1130		1130		1152	1200		1200		1222	1230		1230		1252	1300	
Purfleet (PFL)	d	1128	←				1158	←				1228	←				1258	←	
Rainham (RNM)	d	1133					1203					1233					1303		
Dagenham Dock (DDK)	d	1136					1206					1236					1306		
Chafford Hundred Lakeside (CFH)	d				1134					1204					1234				
Ockendon (OCK)	d				1138					1208					1238				
Upminster (UPM)	⊖	d		1136	1144	1152			1206	1214	1222			1236	1244	1252			1306
Barking (BKG)	⊖	d	1142	1147	1153	1200	1212		1216	1223	1230	1242		1247	1253	1300	1312		1317
Stratford (SRA)	⊖ DLR 7	a		1155				1225						1255					1325
London Liverpool Street (LST)	⊖ 15	a		1205				1235						1305					1335
West Ham (WEH)	⊖ DLR	d	1148			1158	1206	1218			1228	1236	1248			1258	1306	1318	
Limehouse (LHS)	DLR	d	1153			1203	1211	1223			1233	1241	1253			1303	1311	1323	
London Fenchurch Street (FST)	7	a	1158			1209	1216	1228			1239	1246	1258			1309	1316	1328	

NOTES (see introductory pages for explanation of train operator codes and standard symbols)

- a Arrival time
- d Departure time

Shoeburyness, Southend Central, Tilbury, Grays and Basildon to Upminster, Barking and London

Saturdays

Operator Train ID	CC 2D33	CC 2B33	CC 2R31	CC 2D35	CC 9B23	CC 2D35	CC 2B35	CC 2R33	CC 2D37	CC 9B25	CC 2D37	CC 2B37	CC 2R35	CC 2D39	CC 9B27	CC 2D39	CC 2B39	CC 2R37
Shoeburyness (SRY)	d	1239		1243	1256		1309		1313	1326		1339		1343	1356		1409	
Thorpe Bay (TPB)	d	1243		1247	1300		1313		1317	1330		1343		1347	1400		1413	
Southend East (SOE)	d	1245		1249	1302		1315		1319	1332		1345		1349	1402		1415	
Southend Central (SOC)	a	1248		1252	1305		1318		1322	1335		1348		1352	1405		1418	
Southend Central (SOC)	d	1248		1252	1305		1318		1322	1335		1348		1352	1405		1418	
Westcliff (WCF)	d	1250		1254	1307		1320		1324	1337		1350		1354	1407		1420	
Chalkwell (CHW)	d	1253		1257	1310		1323		1327	1340		1353		1357	1410		1423	
Leigh-on-Sea (LES)	d	1256		1300	1312		1326		1330	1342		1356		1400	1412		1426	
Benfleet (BEF)	d	1301		1305	1317		1331		1335	1347		1401		1405	1417		1431	
Pitsea (PSE)	d	1304		1310			1334		1340			1404		1410			1434	
Basildon (BSO)	d	1308			1323		1338			1353		1408			1423		1438	
Laindon (LAI)	d	1312			1327		1342			1357		1412			1427		1442	
West Horndon (WHR)	d	1316					1346					1416					1446	
Stanford-le-Hope (SFO)	d			1316					1346					1416				
East Tilbury (ETL)	d			1320					1350					1420				
Tilbury Town (TIL)	8 d			1326					1356					1426				
Grays (GRY)	a	←		1329		←			1359		←			1429		←		
Grays (GRY)	d	1300		1322	1330		1330		1352	1400		1400		1422	1430		1430	1452
Purfleet (PFL)	d			1328	↔				1358	↔				1428	↔			1458
Rainham (RNM)	d			1333					1403					1433				1503
Dagenham Dock (DDK)	d			1336					1406					1436				1506
Chafford Hundred Lakeside (CFH)	d	1304					1334					1404					1434	
Ockendon (OCK)	d	1308					1338					1408					1438	
Upminster (UPM)	⊖ d	1314	1322		1336	1344	1352			1406	1414	1422			1436	1444	1452	
Barking (BKG)	⊖ d	1323	1330	1342	1347	1353	1400	1412		1417	1423	1430	1442		1447	1453	1500	1512
Stratford (SRA)	⊖ DLR 7 a				1355							1425				1455		
London Liverpool Street (LST)	⊖ 15 a				1405							1435				1505		
West Ham (WEH)	⊖ DLR d	1328	1336	1348			1358	1406	1418			1428	1436	1448			1458	1518
Limehouse (LHS)	DLR d	1333	1341	1353			1403	1411	1423			1433	1441	1453			1503	1523
London Fenchurch Street (FST)	7 a	1339	1346	1358			1409	1416	1428			1439	1446	1458			1509	1528

Operator Train ID	CC 2D41	CC 9B29	CC 2D41	CC 2B41	CC 2R39	CC 2D43	CC 9B31	CC 2D43	CC 2B43	CC 2R41	CC 2D45	CC 9B33	CC 2D45	CC 2B45	CC 2R43	CC 2D47	CC 9B35	CC 2D47	
Shoeburyness (SRY)	d	1413	1426		1439		1443	1456		1509		1513	1526		1539		1543	1556	
Thorpe Bay (TPB)	d	1417	1430		1443		1447	1500		1513		1517	1530		1543		1547	1600	
Southend East (SOE)	d	1419	1432		1445		1449	1502		1515		1519	1532		1545		1549	1602	
Southend Central (SOC)	a	1422	1435		1448		1452	1505		1518		1522	1535		1548		1552	1605	
Southend Central (SOC)	d	1422	1435		1448		1452	1505		1518		1522	1535		1548		1552	1605	
Westcliff (WCF)	d	1424	1437		1450		1454	1507		1520		1524	1537		1550		1554	1607	
Chalkwell (CHW)	d	1427	1440		1453		1457	1510		1523		1527	1540		1553		1557	1610	
Leigh-on-Sea (LES)	d	1430	1442		1456		1500	1512		1526		1530	1542		1556		1600	1612	
Benfleet (BEF)	d	1435	1447		1501		1505	1517		1531		1535	1547		1601		1605	1617	
Pitsea (PSE)	d	1440			1504		1510			1534		1540			1604		1610		
Basildon (BSO)	d		1453		1508			1523		1538			1553		1608		1623		
Laindon (LAI)	d		1457		1512			1527		1542			1557		1612		1627		
West Horndon (WHR)	d				1516					1546					1616				
Stanford-le-Hope (SFO)	d	1446					1516					1546					1616		
East Tilbury (ETL)	d	1450					1520					1550					1620		
Tilbury Town (TIL)	8 d	1456					1526					1556					1626		
Grays (GRY)	a	1459		←			1529		←			1559		←			1629	←	
Grays (GRY)	d	1500		1500		1522	1530		1530		1552	1600		1600		1622	1630	1630	
Purfleet (PFL)	d	↔				1528	↔				1558	↔				1628	↔		
Rainham (RNM)	d					1533					1603					1633			
Dagenham Dock (DDK)	d					1536					1606					1636			
Chafford Hundred Lakeside (CFH)	d			1504					1534					1604				1634	
Ockendon (OCK)	d			1508					1538					1608				1638	
Upminster (UPM)	⊖ d		1506	1514	1522			1536	1544	1552			1606	1614	1622			1636	1644
Barking (BKG)	⊖ d		1517	1523	1530	1542		1547	1553	1600	1612		1617	1623	1630	1642		1647	1653
Stratford (SRA)	⊖ DLR 7 a		1525					1555					1625					1655	
London Liverpool Street (LST)	⊖ 15 a		1535					1605					1635					1705	
West Ham (WEH)	⊖ DLR d			1528	1536	1548			1558	1606	1618			1628	1636	1648			1658
Limehouse (LHS)	DLR d			1533	1541	1553			1603	1611	1623			1633	1641	1653			1703
London Fenchurch Street (FST)	7 a			1539	1546	1558			1609	1616	1628			1639	1646	1658			1709

NOTES (see introductory pages for explanation of train operator codes and standard symbols)

- a Arrival time
- d Departure time

Shoeburyness, Southend Central, Tilbury, Grays and Basildon to Upminster, Barking and London

Saturdays

Operator Train ID	CC 2B47	CC 2R45	CC 2D49	CC 9B37	CC 2D49	CC 2B49	CC 2R47	CC 2D51	CC 9B39	CC 2D51	CC 2B51	CC 2R49	CC 2D53	CC 9B41	CC 2D53	CC 2B53	CC 2R51	CC 2D55	
Shoeburyness (SRY)	d	1609		1613	1626		1639		1643	1656		1709		1713	1726		1739	1743	
Thorpe Bay (TPB)	d	1613		1617	1630		1643		1647	1700		1713		1717	1730		1743	1747	
Southend East (SOE)	d	1615		1619	1632		1645		1649	1702		1715		1719	1732		1745	1749	
Southend Central (SOC)	a	1618		1622	1635		1648		1652	1705		1718		1722	1735		1748	1752	
Southend Central (SOC)	d	1618		1622	1635		1648		1652	1705		1718		1722	1735		1748	1752	
Westcliff (WCF)	d	1620		1624	1637		1650		1654	1707		1720		1724	1737		1750	1754	
Chalkwell (CHW)	d	1623		1627	1640		1653		1657	1710		1723		1727	1740		1753	1757	
Leigh-on-Sea (LES)	d	1626		1630	1642		1656		1700	1712		1726		1730	1742		1756	1800	
Benfleet (BEF)	d	1631		1635	1647		1701		1705	1717		1731		1735	1747		1801	1805	
Pitsea (PSE)	d	1634		1640			1704		1710			1734		1740			1804	1810	
Basildon (BSO)	d	1638			1653		1708			1723		1738			1753		1808		
Laindon (LAI)	d	1642			1657		1712			1727		1742			1757		1812		
West Horndon (WHR)	d	1646					1716					1746					1816		
Stanford-le-Hope (SFO)	d			1646					1716					1746				1816	
East Tilbury (ETL)	d			1650					1720					1750				1820	
Tilbury Town (TIL)	8 d			1656					1726					1756				1826	
Grays (GRY)	a			1659		←			1729		←			1759		←		1829	
Grays (GRY)	d		1652	1700		1700		1722	1730		1730		1752	1800		1800		1822	1830
Purfleet (PFL)	d		1658	←				1728	←				1758	←				1828	←
Rainham (RNM)	d		1703					1733					1803					1833	
Dagenham Dock (DDK)	d		1706					1736					1806					1836	
Chafford Hundred Lakeside (CFH)	d					1704					1734					1804			
Ockendon (OCK)	d					1708					1738					1808			
Upminster (UPM)	⊖ d	1652			1706	1714	1722			1736	1744	1752			1806	1814	1822		
Barking (BKG)	⊖ d	1700	1712		1717	1723	1730	1742		1747	1753	1800	1812		1817	1823	1830	1842	
Stratford (SRA)	⊖ DLR 7 a				1725					1755					1825				
London Liverpool Street (LST)	⊖ 15 a				1735					1805					1835				
West Ham (WEH)	⊖ DLR d	1706	1718			1728	1736	1748			1758	1806	1818			1828	1836	1848	
Limehouse (LHS)	DLR d	1711	1723			1733	1741	1753			1803	1811	1823			1833	1841	1853	
London Fenchurch Street (FST)	7 a	1716	1728			1739	1746	1758			1809	1816	1828			1839	1846	1858	

Operator Train ID	CC 9B43	CC 2D55	CC 2B55	CC 2R53	CC 2D57	CC 9B45	CC 2D57	CC 2B57	CC 2R55	CC 2D59	CC 9B47	CC 2D59	CC 2B59	CC 2R57	CC 2D61	CC 9B49	CC 2D61	CC 2B61	
Shoeburyness (SRY)	d	1756		1809		1813	1826		1839		1843	1856		1909		1913	1926	1939	
Thorpe Bay (TPB)	d	1800		1813		1817	1830		1843		1847	1900		1913		1917	1930	1943	
Southend East (SOE)	d	1802		1815		1819	1832		1845		1849	1902		1915		1919	1932	1945	
Southend Central (SOC)	a	1805		1818		1822	1835		1848		1852	1905		1918		1922	1935	1948	
Southend Central (SOC)	d	1805		1818		1822	1835		1848		1852	1905		1918		1922	1935	1948	
Westcliff (WCF)	d	1807		1820		1824	1837		1850		1854	1907		1920		1924	1937	1950	
Chalkwell (CHW)	d	1810		1823		1827	1840		1853		1857	1910		1923		1927	1940	1953	
Leigh-on-Sea (LES)	d	1812		1826		1830	1842		1856		1900	1912		1926		1930	1942	1956	
Benfleet (BEF)	d	1817		1831		1835	1847		1901		1905	1917		1931		1935	1947	2001	
Pitsea (PSE)	d			1834		1840			1904		1910			1934		1940		2004	
Basildon (BSO)	d	1823		1838			1853		1908			1923		1938			1953	2008	
Laindon (LAI)	d	1827		1842			1857		1912			1927		1942			1957	2012	
West Horndon (WHR)	d			1846					1916					1946				2016	
Stanford-le-Hope (SFO)	d					1846					1916					1946			
East Tilbury (ETL)	d					1850					1920					1950			
Tilbury Town (TIL)	8 d					1856					1926					1956			
Grays (GRY)	a		←			1859		←			1929		←			1959		←	
Grays (GRY)	d		1830		1852	1900		1900		1922	1930		1930		1952	2000		2000	
Purfleet (PFL)	d					1858	←			1928	←				1958	←			
Rainham (RNM)	d					1903				1933					2003				
Dagenham Dock (DDK)	d					1906				1936					2006				
Chafford Hundred Lakeside (CFH)	d		1834					1904					1934					2004	
Ockendon (OCK)	d		1838					1908					1938					2008	
Upminster (UPM)	⊖ d	1836	1844	1852			1906	1914	1922			1936	1944	1952			2006	2014	2022
Barking (BKG)	⊖ d	1847	1853	1900	1912		1917	1923	1930	1942		1947	1953	2000	2012		2017	2023	2030
Stratford (SRA)	⊖ DLR 7 a					1925						1955						2025	
London Liverpool Street (LST)	⊖ 15 a					1935						2005						2035	
West Ham (WEH)	⊖ DLR d		1858	1906	1918			1928	1936	1948			1958	2006	2018			2028	2036
Limehouse (LHS)	DLR d		1903	1911	1923			1933	1941	1953			2003	2011	2023			2033	2041
London Fenchurch Street (FST)	7 a		1909	1916	1928			1939	1946	1958			2009	2016	2028			2039	2046

NOTES (see introductory pages for explanation of train operator codes and standard symbols)

- a Arrival time
- d Departure time

Shoeburyness, Southend Central, Tilbury, Grays and Basildon to Upminster, Barking and London

Saturdays

Operator	Train ID	CC 2R59	CC 2D63	CC 9B51	CC 2D63	CC 2B63	CC 2R61	CC 2D65	CC 9B53	CC 2D65	CC 2B65	CC 2R63	CC 2D67	CC 9B55	CC 2D67	CC 2B67	CC 2R65	CC 2D69	CC 9B57
Shoeburyness (SRY)	d		1943	1956		2009		2013	2026		2039		2043	2056		2109		2113	2126
Thorpe Bay (TPB)	d		1947	2000		2013		2017	2030		2043		2047	2100		2113		2117	2130
Southend East (SOE)	d		1949	2002		2015		2019	2032		2045		2049	2102		2115		2119	2132
Southend Central (SOC)	a		1952	2005		2018		2022	2035		2048		2052	2105		2118		2122	2135
Southend Central (SOC)	d		1952	2005		2018		2022	2035		2048		2052	2105		2118		2122	2135
Westcliff (WCF)	d		1954	2007		2020		2024	2037		2050		2054	2107		2120		2124	2137
Chalkwell (CHW)	d		1957	2010		2023		2027	2040		2053		2057	2110		2123		2127	2140
Leigh-on-Sea (LES)	d		2000	2012		2026		2030	2042		2056		2100	2112		2126		2130	2142
Benfleet (BEF)	d		2005	2017		2031		2035	2047		2101		2105	2117		2131		2135	2147
Pitsea (PSE)	d		2010			2034		2040			2104		2110			2134		2140	
Basildon (BSO)	d			2023		2038			2053		2108			2123		2138			2153
Laindon (LAI)	d			2027		2042			2057		2112			2127		2142			2157
West Horndon (WHR)	d					2046					2116					2146			
Stanford-le-Hope (SFO)	d		2016					2046					2116						2146
East Tilbury (ETL)	d		2020					2050					2120						2150
Tilbury Town (TIL)	8 d		2026					2056					2126						2156
Grays (GRY)	a		2029		←			2059		←			2129		←				2159
Grays (GRY)	d	2022	2030		2030		2052	2100		2100		2122	2130		2130		2152	2200	
Purfleet (PFL)	d	2028	←			2058	←				2128	←				2158	←		
Rainham (RNM)	d	2033				2103					2133					2203			
Dagenham Dock (DDK)	d	2036				2106					2136					2206			
Chafford Hundred Lakeside (CFH)	d				2034					2104					2134				
Ockendon (OCK)	d				2038					2108					2138				
Upminster (UPM)	⊖ d		2036	2044	2052			2106	2114	2122			2136	2144	2152				2206
Barking (BKG)	⊖ d	2042	2047	2053	2100	2112		2117	2123	2130	2142		2147	2153	2200	2212			2217
Stratford (SRA)	⊖ DLR 7 a		2055					2125					2155						2225
London Liverpool Street (LST)	⊖ 15 a		2105					2135					2205						2235
West Ham (WEH)	⊖ DLR d	2048			2058	2106	2118			2128	2136	2148			2158	2206	2218		
Limehouse (LHS)	DLR d	2053			2103	2111	2123			2133	2141	2153			2203	2211	2223		
London Fenchurch Street (FST)	7 a	2058			2109	2116	2128			2139	2146	2158			2209	2216	2228		

Operator	Train ID	CC 2D69	CC 2B69	CC 2R67	CC 2D71	CC 9B59	CC 2D71	CC 2B71	CC 2R69	CC 2D73	CC 9B61	CC 2D73	CC 2B73	CC 2R71	CC 2D75	CC 2B75	CC 2B77	CC 2D79
Shoeburyness (SRY)	d		2139		2143	2156		2209		2213	2226		2239		2243	2309	2329	2333
Thorpe Bay (TPB)	d		2143		2147	2200		2213		2217	2230		2243		2247	2313	2333	2337
Southend East (SOE)	d		2145		2149	2202		2215		2219	2232		2245		2249	2315	2335	2339
Southend Central (SOC)	a		2148		2152	2205		2218		2222	2235		2248		2252	2318	2338	2342
Southend Central (SOC)	d		2148		2152	2205		2218		2222	2235		2248		2252	2318	2338	2342
Westcliff (WCF)	d		2150		2154	2207		2220		2224	2237		2250		2254	2320	2340	2344
Chalkwell (CHW)	d		2153		2157	2210		2223		2227	2240		2253		2257	2323	2343	2347
Leigh-on-Sea (LES)	d		2156		2200	2212		2226		2230	2242		2256		2300	2326	2346	2350
Benfleet (BEF)	d		2201		2205	2217		2231		2235	2247		2301		2305	2331	2351	2354
Pitsea (PSE)	d		2204		2210			2234		2240			2304		2310	2334	2354	2359
Basildon (BSO)	d		2208			2223		2238			2253		2308			2338	2358	
Laindon (LAI)	d		2212			2227		2242			2257		2312			2342	0001	
West Horndon (WHR)	d		2216					2246					2316			2346	0006	
Stanford-le-Hope (SFO)	d				2216					2246					2316			0005
East Tilbury (ETL)	d				2220					2250					2320			0009
Tilbury Town (TIL)	8 d				2226					2256					2326			0015
Grays (GRY)	a	←			2229		←			2259		←			2329			0018
Grays (GRY)	d	2200		2222	2230		2230		2252	2300		2300		2322	2330			0019
Purfleet (PFL)	d			2228	←				2258	←					2328			
Rainham (RNM)	d			2233					2303						2333			
Dagenham Dock (DDK)	d			2236					2306						2336			
Chafford Hundred Lakeside (CFH)	d	2204					2234					2304			2334			0024
Ockendon (OCK)	d	2208					2238					2308			2338			0028
Upminster (UPM)	⊖ d	2214	2222			2236	2244	2252			2306	2314	2322		2344	2352	0011	0034
Barking (BKG)	⊖ d	2223	2230	2242		2246	2253	2300	2312		2316	2323	2330	2342	2353	2359	0020	0043a
Stratford (SRA)	⊖ DLR 7 a				2255						2325							
London Liverpool Street (LST)	⊖ 15 a				2305						2335							
West Ham (WEH)	⊖ DLR d	2228	2236	2248			2258	2306	2318				2328	2336	2348	2358	0006	0025
Limehouse (LHS)	DLR d	2233	2241	2253			2303	2311	2323				2333	2341	2353	0003	0011	0030
London Fenchurch Street (FST)	7 a	2239	2246	2258			2309	2316	2328				2339	2346	2359	0010	0016	0036

NOTES (see introductory pages for explanation of train operator codes and standard symbols)

- a Arrival time
- d Departure time

Shoeburyness, Southend Central, Tilbury, Grays and Basildon to Upminster, Barking and London

Sundays

Operator Train ID	CC 2D75	CC 2B75	CC 2B77	CC 2D79	CC 2B01	CC 2D99	CC 2B03	CC 2D99	CC 2B05	CC 2D01	CC 2B07	CC 2D01	CC 2R01	CC 2D03	CC 2B09	CC 2D03	CC 2R03	CC 2D05
Shoeburyness (SRY)	d				0540	0602	0610		0626	0643	0656			0713	0726			0743
Thorpe Bay (TPB)	d				0544	0606	0614		0630	0647	0700			0717	0730			0747
Southend East (SOE)	d				0546	0608	0616		0632	0649	0702			0719	0732			0749
Southend Central (SOC)	a				0549	0611	0619		0635	0652	0705			0722	0735			0752
Southend Central (SOC)	d				0549	0611	0619		0635	0652	0705			0722	0735			0752
Westcliff (WCF)	d				0551	0613	0621		0637	0654	0707			0724	0737			0754
Chalkwell (CHW)	d				0554	0616	0624		0640	0657	0710			0727	0740			0757
Leigh-on-Sea (LES)	d				0556	0619	0626		0642	0700	0712			0730	0742			0800
Benfleet (BEF)	d				0601	0624	0631		0647	0705	0717			0735	0747			0805
Pitsea (PSE)	d				0604	0629	0634		0650	0710	0720			0740	0750			0810
Basildon (BSO)	d				0608		0638		0654		0724				0754			
Laindon (LAI)	d		0001		0611		0641		0657		0727				0757			
West Horndon (WHR)	d		0006		0616		0646		0702		0732				0802			
Stanford-le-Hope (SFO)	d			0005		0635				0716				0746				0816
East Tilbury (ETL)	d			0009		0638				0719				0749				0819
Tilbury Town (TIL)	d	8		0015		0644				0725				0755				0825
Grays (GRY)	a			0018		0647		←		0728		←		0758		←		0828
Grays (GRY)	d			0019		0648		0648		0730		0730	0742	0800		0800	0822	0830
Purfleet (PFL)	d					←				←			0748	←			0828	←
Rainham (RNM)	d												0753				0833	
Dagenham Dock (DDK)	d												0756				0837	
Chafford Hundred Lakeside (CFH)	d			0024				0651					0733				0803	
Ockendon (OCK)	d			0028				0655					0737				0807	
Upminster (UPM)	d		0011	0034	0621		0651	0702	0707		0737	0744			0807	0814		
Barking (BKG)	d		0020	0043a	0629		0659	0711	0715		0745	0753	0802		0815	0823	0842	
Stratford (SRA)	d	DLR	7	a														
London Liverpool Street (LST)	d	DLR	15	a														
West Ham (WEH)	d	DLR		0006	0025	0634		0704	0716	0720		0750	0758	0808		0820	0828	0848
Limehouse (LHS)	d	DLR	0003	0011	0030	0639		0709	0721	0725		0755	0803	0813		0825	0833	0853
London Fenchurch Street (FST)	d	7	a	0010	0016	0036	0645	0716	0728	0732		0802	0809	0818		0832	0839	0858

Operator Train ID	CC 2B11	CC 2D05	CC 2R05	CC 2D07	CC 9B01	CC 2D07	CC 2R07	CC 2D09	CC 9B03	CC 2D09	CC 2R09	CC 2D11	CC 9B05	CC 2D11	CC 2R11	CC 2D13	CC 9B07	CC 2D13	
Shoeburyness (SRY)	d	0756			0813	0826			0843	0856		0913	0926			0943	0956		
Thorpe Bay (TPB)	d	0800			0817	0830			0847	0900		0917	0930			0947	1000		
Southend East (SOE)	d	0802			0819	0832			0849	0902		0919	0932			0949	1002		
Southend Central (SOC)	a	0805			0822	0835			0852	0905		0922	0935			0952	1005		
Southend Central (SOC)	d	0805			0822	0835			0852	0905		0922	0935			0952	1005		
Westcliff (WCF)	d	0807			0824	0837			0854	0907		0924	0937			0954	1007		
Chalkwell (CHW)	d	0810			0827	0840			0857	0910		0927	0940			0957	1010		
Leigh-on-Sea (LES)	d	0812			0830	0842			0900	0912		0930	0942			1000	1012		
Benfleet (BEF)	d	0817			0835	0847			0905	0917		0935	0947			1005	1017		
Pitsea (PSE)	d	0820			0840	0850			0910	0920		0940	0950			1010	1020		
Basildon (BSO)	d	0824				0854			0924				0954				1024		
Laindon (LAI)	d	0827				0857			0927				0957				1027		
West Horndon (WHR)	d	0832				0902			0932				1002				1032		
Stanford-le-Hope (SFO)	d			0846					0916				0946				1016		
East Tilbury (ETL)	d			0849					0919				0949				1019		
Tilbury Town (TIL)	d	8		0855					0925				0955				1025		
Grays (GRY)	a		←	0858		←			0928		←		0958		←		1028	←	
Grays (GRY)	d		0830	0852	0900		0900	0922	0930		0930	1000		1000	1022	1030		1030	
Purfleet (PFL)	d			0858	→				0928	→			0958	→		1028	→		
Rainham (RNM)	d			0903					0933				1003			1033			
Dagenham Dock (DDK)	d			0907					0937				1007			1037			
Chafford Hundred Lakeside (CFH)	d		0833				0903				0933				1003			1033	
Ockendon (OCK)	d		0837				0907				0937				1007			1037	
Upminster (UPM)	d	0837	0844			0907	0914			0937	0944			1007	1014		1037	1044	
Barking (BKG)	d	0846	0853	0912		0917	0923	0942		0947	0953	1012		1017	1023	1042		1047	
Stratford (SRA)	d	DLR	7	a			0925			0955				1025				1055	
London Liverpool Street (LST)	d	DLR	15	a			0935			1005				1035				1105	
West Ham (WEH)	d	DLR	0851	0858	0918			0928	0948			0958	1018			1028	1048	1058	
Limehouse (LHS)	d	DLR	0856	0903	0923			0933	0953			1003	1023			1033	1053	1103	
London Fenchurch Street (FST)	d	7	a	0902	0909	0928			0939	0958			1009	1028			1039	1058	1109

NOTES (see introductory pages for explanation of train operator codes and standard symbols)

- a Arrival time
d Departure time

Shoeburyness, Southend Central, Tilbury, Grays and Basildon to Upminster, Barking and London

Sundays

Operator	Train ID	CC 2R13	CC 2D15	CC 9B09	CC 2D15	CC 2R15	CC 2D17	CC 9B11	CC 2D17	CC 2R17	CC 2D19	CC 9B13	CC 2D19	CC 2R19	CC 2D21	CC 9B15	CC 2D21	CC 2R21	CC 2D23
Shoeburyness (SRY)	d		1013	1026			1043	1056				1113	1126			1143	1156		1213
Thorpe Bay (TPB)	d		1017	1030			1047	1100				1117	1130			1147	1200		1217
Southend East (SOE)	d		1019	1032			1049	1102				1119	1132			1149	1202		1219
Southend Central (SOC)	a		1022	1035			1052	1105				1122	1135			1152	1205		1222
Southend Central (SOC)	d		1022	1035			1052	1105				1122	1135			1152	1205		1222
Westcliff (WCF)	d		1024	1037			1054	1107				1124	1137			1154	1207		1224
Chalkwell (CHW)	d		1027	1040			1057	1110				1127	1140			1157	1210		1227
Leigh-on-Sea (LES)	d		1030	1042			1100	1112				1130	1142			1200	1212		1230
Benfleet (BEF)	d		1035	1047			1105	1117				1135	1147			1205	1217		1235
Pitsea (PSE)	d		1040	1050			1110	1120				1140	1150			1210	1220		1240
Basildon (BSO)	d			1054				1124					1154				1224		
Laindon (LAI)	d			1057				1127					1157				1227		
West Horndon (WHR)	d			1102				1132					1202				1232		
Stanford-le-Hope (SFO)	d		1046				1116					1146				1216			1246
East Tilbury (ETL)	d		1049				1119					1149				1219			1249
Tilbury Town (TIL)	8 d		1055				1125					1155				1225			1255
Grays (GRY)	a		1058		←		1128		←			1158		←		1228		←	1258
Grays (GRY)	d	1052	1100		1100	1122	1130		1130	1152	1200		1200	1222	1230		1230	1252	1300
Purfleet (PFL)	d	1058	←			1128	←			1158	←			1228	←			1258	←
Rainham (RNM)	d	1103				1133				1203				1233				1303	
Dagenham Dock (DDK)	d	1107				1137				1207				1237				1307	
Chafford Hundred Lakeside (CFH)	d				1103				1133				1203				1233		
Ockendon (OCK)	d				1107				1137				1207				1237		
Upminster (UPM)	⊖ d			1107	1114			1137	1144			1207	1214			1237	1244		
Barking (BKG)	⊖ d	1112		1117	1123	1142		1147	1153	1212		1217	1223	1242		1247	1253	1312	
Stratford (SRA)	⊖ DLR 7 a			1125				1155				1225				1255			
London Liverpool Street (LST)	⊖ 15 a			1135				1205				1235				1305			
West Ham (WEH)	⊖ DLR d	1118			1128	1148			1158	1218			1228	1248				1258	1318
Limehouse (LHS)	DLR d	1123			1133	1153			1203	1223			1233	1253				1303	1323
London Fenchurch Street (FST)	7 a	1128			1139	1158			1209	1228			1239	1258				1309	1328

Operator	Train ID	CC 9B17	CC 2D23	CC 2R23	CC 2D25	CC 9B19	CC 2D25	CC 2R25	CC 2D27	CC 9B21	CC 2D27	CC 2R27	CC 2D29	CC 9B23	CC 2D29	CC 2R29	CC 2D31	CC 9B25	CC 2D31
Shoeburyness (SRY)	d	1226			1243	1256			1313	1326			1343	1356			1413	1426	
Thorpe Bay (TPB)	d	1230			1247	1300			1317	1330			1347	1400			1417	1430	
Southend East (SOE)	d	1232			1249	1302			1319	1332			1349	1402			1419	1432	
Southend Central (SOC)	a	1235			1252	1305			1322	1335			1352	1405			1422	1435	
Southend Central (SOC)	d	1235			1252	1305			1322	1335			1352	1405			1422	1435	
Westcliff (WCF)	d	1237			1254	1307			1324	1337			1354	1407			1424	1437	
Chalkwell (CHW)	d	1240			1257	1310			1327	1340			1357	1410			1427	1440	
Leigh-on-Sea (LES)	d	1242			1300	1312			1330	1342			1400	1412			1430	1442	
Benfleet (BEF)	d	1247			1305	1317			1335	1347			1405	1417			1435	1447	
Pitsea (PSE)	d	1250			1310	1320			1340	1350			1410	1420			1440	1450	
Basildon (BSO)	d	1254				1324				1354				1424				1454	
Laindon (LAI)	d	1257				1327				1357				1427				1457	
West Horndon (WHR)	d	1302				1332				1402				1432				1502	
Stanford-le-Hope (SFO)	d				1316				1346				1416				1446		
East Tilbury (ETL)	d				1319				1349				1419				1449		
Tilbury Town (TIL)	8 d				1325				1355				1425				1455		
Grays (GRY)	a		←		1328		←		1358		←		1428		←		1458		←
Grays (GRY)	d		1300	1322	1330		1330	1352	1400		1400	1422	1430		1430	1452	1500		1500
Purfleet (PFL)	d				1328	←			1358	←			1428	←			1458	←	
Rainham (RNM)	d				1333				1403				1433				1503		
Dagenham Dock (DDK)	d				1337				1407				1437				1507		
Chafford Hundred Lakeside (CFH)	d		1303				1333				1403				1433				1503
Ockendon (OCK)	d		1307				1337				1407				1437				1507
Upminster (UPM)	⊖ d	1307	1314			1337	1344			1407	1414			1437	1444			1507	1514
Barking (BKG)	⊖ d	1317	1323	1342		1347	1353	1412		1417	1423	1442		1447	1453	1512		1517	1523
Stratford (SRA)	⊖ DLR 7 a		1325			1355				1425				1458				1525	
London Liverpool Street (LST)	⊖ 15 a		1335			1405				1435				1509				1535	
West Ham (WEH)	⊖ DLR d		1328	1348			1358	1418			1428	1448			1458	1518			1528
Limehouse (LHS)	DLR d		1333	1353			1403	1423			1433	1453			1503	1523			1533
London Fenchurch Street (FST)	7 a		1339	1358			1409	1428			1439	1458			1509	1528			1539

NOTES (see introductory pages for explanation of train operator codes and standard symbols)

- a Arrival time
- d Departure time

Shoeburyness, Southend Central, Tilbury, Grays and Basildon to Upminster, Barking and London

Sundays

Operator	Train ID	CC 2R31	CC 2D33	CC 9B27	CC 2D33	CC 2R33	CC 2D35	CC 9B29	CC 2D35	CC 2R35	CC 2D37	CC 9B31	CC 2D37	CC 2R37	CC 2D39	CC 9B33	CC 2D39	CC 2R39	CC 2D41
Shoeburyness (SRY)	d		1443	1456			1513	1526			1543	1556			1613	1626			1643
Thorpe Bay (TPB)	d		1447	1500			1517	1530			1547	1600			1617	1630			1647
Southend East (SOE)	d		1449	1502			1519	1532			1549	1602			1619	1632			1649
Southend Central (SOC)	a		1452	1505			1522	1535			1552	1605			1622	1635			1652
Southend Central (SOC)	d		1452	1505			1522	1535			1552	1605			1622	1635			1652
Westcliff (WCF)	d		1454	1507			1524	1537			1554	1607			1624	1637			1654
Chalkwell (CHW)	d		1457	1510			1527	1540			1557	1610			1627	1640			1657
Leigh-on-Sea (LES)	d		1500	1512			1530	1542			1600	1612			1630	1642			1700
Benfleet (BEF)	d		1505	1517			1535	1547			1605	1617			1635	1647			1705
Pitsea (PSE)	d		1510	1520			1540	1550			1610	1620			1640	1650			1710
Basildon (BSO)	d			1524				1554				1624				1654			
Laindon (LAI)	d			1527				1557				1627				1657			
West Horndon (WHR)	d			1532				1602				1632				1702			
Stanford-le-Hope (SFO)	d		1516				1546				1616				1646				1716
East Tilbury (ETL)	d		1519				1549				1619				1649				1719
Tilbury Town (TIL)	8 d		1525				1555				1625				1655				1725
Grays (GRY)	a		1528		←		1558		←		1628		←		1658		←		1728
Grays (GRY)	d	1522	1530		1530	1552	1600		1600	1622	1630		1630	1652	1700		1700	1722	1730
Purfleet (PFL)	d	1528	←			1558	←			1628	←			1658	←			1728	←
Rainham (RNM)	d	1533				1603				1633				1703				1733	
Dagenham Dock (DDK)	d	1537				1607				1637				1707				1737	
Chafford Hundred Lakeside (CFH)	d				1533				1603				1633				1703		
Ockendon (OCK)	d				1537				1607				1637				1707		
Upminster (UPM)	⊖ d			1537	1544			1607	1614			1637	1644			1707	1714		
Barking (BKG)	⊖ d	1542		1547	1553	1612		1617	1623	1642		1647	1653	1712		1717	1723	1742	
Stratford (SRA)	⊖ DLR 7 a			1555				1625				1655				1725			
London Liverpool Street (LST)	⊖ 15 a			1605				1635				1705				1735			
West Ham (WEH)	⊖ DLR d	1548			1558	1618			1628	1648			1658	1718				1728	1748
Limehouse (LHS)	DLR d	1553			1603	1623			1633	1653			1703	1723				1733	1753
London Fenchurch Street (FST)	7 a	1558			1609	1628			1639	1658			1709	1728				1739	1758

Operator	Train ID	CC 9B35	CC 2D41	CC 2R41	CC 2D43	CC 9B37	CC 2D43	CC 2R43	CC 2D45	CC 9B39	CC 2D45	CC 2R45	CC 2D47	CC 9B41	CC 2D47	CC 2R47	CC 2D49	CC 9B43	CC 2D49
Shoeburyness (SRY)	d	1656			1713	1726			1743	1756			1813	1826			1843	1856	
Thorpe Bay (TPB)	d	1700			1717	1730			1747	1800			1817	1830			1847	1900	
Southend East (SOE)	d	1702			1719	1732			1749	1802			1819	1832			1849	1902	
Southend Central (SOC)	a	1705			1722	1735			1752	1805			1822	1835			1852	1905	
Southend Central (SOC)	d	1705			1722	1735			1752	1805			1822	1835			1852	1905	
Westcliff (WCF)	d	1707			1724	1737			1754	1807			1824	1837			1854	1907	
Chalkwell (CHW)	d	1710			1727	1740			1757	1810			1827	1840			1857	1910	
Leigh-on-Sea (LES)	d	1712			1730	1742			1800	1812			1830	1842			1900	1912	
Benfleet (BEF)	d	1717			1735	1747			1805	1817			1835	1847			1905	1917	
Pitsea (PSE)	d	1720			1740	1750			1810	1820			1840	1850			1910	1920	
Basildon (BSO)	d	1724				1754				1824				1854				1924	
Laindon (LAI)	d	1727				1757				1827				1857				1927	
West Horndon (WHR)	d	1732				1802				1832				1902				1932	
Stanford-le-Hope (SFO)	d				1746				1816				1846				1916		
East Tilbury (ETL)	d				1749				1819				1849				1919		
Tilbury Town (TIL)	8 d				1755				1825				1855				1925		
Grays (GRY)	a		←		1758		←		1828		←		1858		←		1928		←
Grays (GRY)	d		1730	1752	1800		1800	1822	1830		1830	1852	1900		1900	1922	1930		1930
Purfleet (PFL)	d				1758	←			1828	←			1858	←			1928	←	
Rainham (RNM)	d				1803				1833				1903				1933		
Dagenham Dock (DDK)	d				1807				1837				1907				1937		
Chafford Hundred Lakeside (CFH)	d		1733				1803				1833			1903					1933
Ockendon (OCK)	d		1737				1807				1837			1907					1937
Upminster (UPM)	⊖ d	1737	1744			1807	1814			1837	1844			1907	1914			1937	1944
Barking (BKG)	⊖ d	1747	1753	1812		1817	1823	1842		1847	1853	1912		1917	1923	1942		1947	1953
Stratford (SRA)	⊖ DLR 7 a	1755				1825				1858				1925				1955	
London Liverpool Street (LST)	⊖ 15 a	1805				1835				1909				1935				2005	
West Ham (WEH)	⊖ DLR d	1758	1818			1828	1848			1858	1918			1928	1948				1958
Limehouse (LHS)	DLR d	1803	1823			1833	1853			1903	1923			1933	1953				2003
London Fenchurch Street (FST)	7 a	1809	1828			1839	1858			1909	1928			1939	1958				2009

NOTES (see introductory pages for explanation of train operator codes and standard symbols)

- a Arrival time
d Departure time

Shoeburyness, Southend Central, Tilbury, Grays and Basildon to Upminster, Barking and London

Sundays

Operator Train ID	CC 2R49	CC 2D51	CC 9B45	CC 2D51	CC 2R51	CC 2D53	CC 9B47	CC 2D53	CC 2R53	CC 2D55	CC 9B49	CC 2D55	CC 2R55	CC 2D57	CC 9B51	CC 2D57	CC 2R57	CC 2D59	
Shoeburyness (SRY)	d		1913	1926			1943	1956			2013	2026			2043	2056		2113	
Thorpe Bay (TPB)	d		1917	1930			1947	2000			2017	2030			2047	2100		2117	
Southend East (SOE)	d		1919	1932			1949	2002			2019	2032			2049	2102		2119	
Southend Central (SOC)	a		1922	1935			1952	2005			2022	2035			2052	2105		2122	
Southend Central (SOC)	d		1922	1935			1952	2005			2022	2035			2052	2105		2122	
Westcliff (WCF)	d		1924	1937			1954	2007			2024	2037			2054	2107		2124	
Chalkwell (CHW)	d		1927	1940			1957	2010			2027	2040			2057	2110		2127	
Leigh-on-Sea (LES)	d		1930	1942			2000	2012			2030	2042			2100	2112		2130	
Benfleet (BEF)	d		1935	1947			2005	2017			2035	2047			2105	2117		2135	
Pitsea (PSE)	d		1940	1950			2010	2020			2040	2050			2110	2120		2140	
Basildon (BSO)	d			1954				2024				2054				2124			
Laindon (LAI)	d			1957				2027				2057				2127			
West Horndon (WHR)	d			2002				2032				2102				2132			
Stanford-le-Hope (SFO)	d		1946				2016				2046				2116			2146	
East Tilbury (ETL)	d		1949				2019				2049				2119			2149	
Tilbury Town (TIL)	8 d		1955				2025				2055				2125			2155	
Grays (GRY)	a		1958		←		2028		←		2058		←		2128		←	2158	
Grays (GRY)	d	1952	2000		2000	2022	2030		2030	2052	2100		2100	2122	2130		2130	2152	2200
Purfleet (PFL)	d	1958	←			2028	←			2058	←			2128	←			2158	←
Rainham (RNM)	d	2003				2033				2103				2133				2203	
Dagenham Dock (DDK)	d	2007				2037				2107				2137				2207	
Chafford Hundred Lakeside (CFH)	d				2003				2033					2103				2133	
Ockendon (OCK)	d				2007				2037					2107				2137	
Upminster (UPM)	⊖ d			2007	2014			2037	2044			2107	2114			2137	2144		
Barking (BKG)	⊖ d	2012		2017	2023	2042		2047	2053	2112		2117	2123	2142		2147	2153	2212	
Stratford (SRA)	⊖ DLR 7 a			2025				2055				2125				2155			
London Liverpool Street (LST)	⊖ 15 a			2035				2105				2135				2205			
West Ham (WEH)	⊖ DLR d	2018			2028	2048			2058	2118				2128	2148			2158	2218
Limehouse (LHS)	DLR d	2023			2033	2053			2103	2123				2133	2153			2203	2223
London Fenchurch Street (FST)	7 a	2028			2039	2058			2109	2128				2139	2159			2209	2228

Operator Train ID	CC 9B53	CC 2D59	CC 2D61	CC 9B55	CC 2D61	CC 2R59	CC 2B13	CC 2D63	CC 2B15	CC 2D63	
Shoeburyness (SRY)	d	2126		2143	2156			2210	2226	2240	
Thorpe Bay (TPB)	d	2130		2147	2200			2214	2230	2244	
Southend East (SOE)	d	2132		2149	2202			2216	2232	2246	
Southend Central (SOC)	a	2135		2152	2205			2219	2235	2249	
Southend Central (SOC)	d	2135		2152	2205			2219	2235	2249	
Westcliff (WCF)	d	2137		2154	2207			2221	2237	2251	
Chalkwell (CHW)	d	2140		2157	2210			2224	2240	2254	
Leigh-on-Sea (LES)	d	2142		2200	2212			2226	2243	2256	
Benfleet (BEF)	d	2147		2205	2217			2231	2248	2301	
Pitsea (PSE)	d	2150		2210	2220			2234	2253	2304	
Basildon (BSO)	d	2154			2224			2238		2308	
Laindon (LAI)	d	2157			2227			2241		2311	
West Horndon (WHR)	d	2202			2232			2246		2316	
Stanford-le-Hope (SFO)	d			2216				2259			
East Tilbury (ETL)	d			2219				2302			
Tilbury Town (TIL)	8 d			2225				2308			
Grays (GRY)	a		←	2228		←		2311		←	
Grays (GRY)	d	2200	2230		2230	2235		2312		2312	
Purfleet (PFL)	d			←				2241	←		
Rainham (RNM)	d					2246					
Dagenham Dock (DDK)	d					2250					
Chafford Hundred Lakeside (CFH)	d		2203			2233				2315	
Ockendon (OCK)	d		2207			2237				2319	
Upminster (UPM)	⊖ d	2207	2214		2237	2244		2251		2321	2326
Barking (BKG)	⊖ d	2217	2223		2247	2253	2256	2300		2329	2335
Stratford (SRA)	⊖ DLR 7 a	2225			2255						
London Liverpool Street (LST)	⊖ 15 a	2235			2305						
West Ham (WEH)	⊖ DLR d		2228			2258	2302	2305		2334	2340
Limehouse (LHS)	DLR d		2233			2303	2307	2310		2339	2345
London Fenchurch Street (FST)	7 a		2239			2309	2313	2316		2346	2351

NOTES (see introductory pages for explanation of train operator codes and standard symbols)

- a Arrival time
d Departure time