

London, Stansted Airport and Cambridge to Ely, Kings Lynn, Norwich and Peterborough

Mondays to Fridays

Operator Train ID Days of operation/Notes 1st Class/Reservations/Bus	GN 1T70	GN 1T72	GN 1T72	XC 1N40 A	GN 2T00	XC 1N41 A	LE 2K56	EM 1R60 B	GN 1T02	LE 2E70 C	EM 1L01 D	XC 1N43 A	LE 2K58	LE 2H78	EM 1R62 B	GN 1T06	XC 1N45 A	EM 1L02 D
	MX	MO	MX	A	◇	◇	◇	◇	◇	◇	◇	◇	◇	◇	◇	◇	◇	◇
London Liverpool Street (LST) 15 d																		
London Kings Cross (KGX) 15 d									0542							0642		
Ipswich (IPS) d										0600								
Stansted Airport (SSD) 4 d						0527						0612						0721
Audley End (AUD) d																		0741
Whittlesford Parkway (WLF) d																		
Cambridge (CBG) a						0555			0630			0647				0733	0756	
Cambridge (CBG) d		0006	0007	0515	0550	0557	0602		0634			0657	0700	0725		0739	0800	
Cambridge North (CMB) d		0010	0012		0554		0606		0639				0704	0729		0744		
Waterbeach (WBC) d		0014	0016		0558				0643							0748		
Ely (ELY) 4 a		0024	0025	0529	0608	0611	0618		0652	0657		0711	0716	0742		0757	0814	
Ely (ELY) 4 d		0024	0027	0530	0608	0612	0619	0649	0653	0658	0705	0712	0717		0749	0802	0815	0816
Littleport (LTP) d	0005	0031	0034		0615				0708c							0812		
Downham Market (DOW) d	0014	0041	0043		0624				0719							0821		
Watlington (WTG) d	0020	0046	0049		0630				0725							0827		
Kings Lynn (KLN) a	0028	0055	0057		0638				0733							0835		
Shippea Hill (SPP) d													0726					
Lakenheath (LAK) d																		
Brandon (BND) d							0635				0720		0736					
Thetford (TTF) d							0643				0730		0744					0838
Harling Road (HRD) d							0651						0752					
Eccles Road (ECS) d							0656						0757					
Attleborough (ATL) d							0702				0744		0803					0852
Spooner Row (SPN) d													0808					
Wymondham (WMD) d							0709				0751		0812					0859
Norwich (NRW) a							0723				0811		0826					0915
Manea (MNE) d						0623				0708								0826
March (MCH) d				0546		0630		0705		0716		0728			0806		0833	
Whittlesea (WLE) d				0558		0642				0727		0740			0817			
Peterborough (PBO) 8 a				0608		0652		0723		0738		0750			0828		0851	

Operator Train ID Days of operation/Notes 1st Class/Reservations/Bus	GN 1T08	LE 2K60	EM 1R64 B	GN 1T10	LE 2H08	LE 2E72	XC 1N47 A	EM 1L04 D	GN 1T12	LE 1K62	LE 2H10	EM 1R66 B	GN 1T14	LE 2H12	XC 1N49 A	EM 1L05 E	GN 1T16	LE 1K66
	◇	◇	◇	◇	◇	◇	◇	◇	◇	◇	◇	◇	◇	◇	◇	◇	◇	◇
London Liverpool Street (LST) 15 d					0728						0758			0828				
London Kings Cross (KGX) 15 d	0712			0740					0810				0842				0910	
Ipswich (IPS) d						0801												
Stansted Airport (SSD) 4 d							0821								0921			
Audley End (AUD) d					0833						0903			0933				
Whittlesford Parkway (WLF) d					0843						0913			0943				
Cambridge (CBG) a	0804			0830	0855		0858		0901		0927		0930	0954	0957		1003	
Cambridge (CBG) d	0809	0819		0835	0855		0900		0906	0913	0929		0935	0955	1000		1005	1014
Cambridge North (CMB) d	0814	0823		0840	0900a				0910	0917	0934a		0940	1000a			1010	1018
Waterbeach (WBC) d	0818			0844					0914				0944				1014	
Ely (ELY) 4 a	0830	0836		0855		0859	0914		0926	0929			0953		1014		1025	1030
Ely (ELY) 4 d		0837	0852	0856		0859	0915	0923		0930		0953	0956		1015	1019		1030
Littleport (LTP) d				0908e									1009f					
Downham Market (DOW) d				0919									1019					
Watlington (WTG) d				0926									1025					
Kings Lynn (KLN) a				0934									1033					
Shippea Hill (SPP) d																		
Lakenheath (LAK) d																		
Brandon (BND) d		0853								0946								1046
Thetford (TTF) d		0900						0944		0953					1040			1054
Harling Road (HRD) d																		
Eccles Road (ECS) d																		
Attleborough (ATL) d		0915								1008								1109
Spooner Row (SPN) d		0920																
Wymondham (WMD) d		0925								1015								1116
Norwich (NRW) a		0940						1014		1029						1110		1131
Manea (MNE) d					0910													
March (MCH) d			0908		0918	0931									1032			
Whittlesea (WLE) d					0929													
Peterborough (PBO) 8 a			0926		0940	0949						1026			1050			

For the complete service between London Liverpool St and Cambridge see table 014 / Kings Cross and Cambridge table 015

NOTES (see introductory pages for explanation of train operator codes and standard symbols)

- a Arrival time
- d Departure time
- c Arrives 7 minutes earlier
- e Arrives 5 minutes earlier
- f Arrives 6 minutes earlier
- A To Birmingham New St, see table 054
- B To Liverpool Lime St, see table 054
- C From Colchester, see table 006
- D From Nottingham, see table 054
- E From Sheffield, see table 054
- MO Mondays only
- MX Not Mondays

London, Stansted Airport and Cambridge to Ely, Kings Lynn, Norwich and Peterborough

Mondays to Fridays

Operator Train ID Days of operation/Notes 1st Class/Reservations/Bus Catering facilities	LE 2H14	EM 1R68 B ◇	GN 1T18	LE 2H16	LE 2E74	XC 1N51 A 1◇ ⌘	EM 1L06 F ◇	GN 1T20	LE 2H18	LE 1K68	EM 1R70 B ◇	GN 1T22	LE 2H20	XC 1N53 A 1◇ ⌘	EM 1L07 F ◇	GN 1T24	LE 2H22	LE 1K70
London Liverpool Street (LST) 15 d	0858			0928					0958				1028					1058
London Kings Cross (KGX) 15 d			0942					1012				1042				1112		
Ipswich (IPS) d					1001													
Stansted Airport (SSD) d						1027				1048								1148
Audley End (AUD) d	0951			1030					1051	1102			1130					1151
Whittlesford Parkway (WLF) d	0958			1040					1058	1109			1140					1158
Cambridge (CBG) a	1010		1030	1052		1057		1101	1109	1120		1133	1151			1201	1209	1220
Cambridge (CBG) d	1020		1035	1053		1100		1105	1113	1121		1137	1153	1200		1203	1213	1221
Cambridge North (CMB) d	1025a		1040	1058a				1110	1118a	1125		1142	1158a			1208	1218a	1225
Waterbeach (WBC) d			1044					1114				1146						
Ely (ELY) 4 a			1054		1058	1114		1125		1137		1155		1214		1223		1237
Ely (ELY) 4 d		1051	1055	1058	1115	1122				1137	1151	1157		1215	1218			1237
Littleport (LTP) d			1108f									1208g						
Downham Market (DOW) d			1117									1217						
Watlington (WTG) d			1123									1223						
Kings Lynn (KLN) a			1131									1231						
Shippea Hill (SPP) d																		
Lakenheath (LAK) d																		
Brandon (BND) d										1153								1253
Thetford (TTF) d							1143			1201					1241			1301
Harling Road (HRD) d																		
Eccles Road (ECS) d																		
Attleborough (ATL) d										1216								1316
Spooner Row (SPN) d																		
Wymondham (WMD) d										1224								1324
Norwich (NRW) a							1214			1239					1314			1337
Manea (MNE) d				1109														
March (MCH) d				1117	1131						1207			1233				
Whittlesea (WLE) d				1128														
Peterborough (PBO) 8 a		1125		1139	1149						1225			1250				

Operator Train ID Days of operation/Notes 1st Class/Reservations/Bus Catering facilities	EM 1R72 B ◇	GN 1T26	LE 2H24	LE 2E76	XC 1N55 A 1◇ ⌘	GN 1T28	LE 2H26	EM 1L08 D ◇	LE 1K72	EM 1R74 B ◇	GN 1T30	LE 2H28	EM 1L09 F ◇	GN 1T32	LE 2H30	LE 1K74	EM 1R76 B ◇	GN 1T34
London Liverpool Street (LST) 15 d			1128				1158					1228			1258			
London Kings Cross (KGX) 15 d		1142				1212					1242			1312				1342
Ipswich (IPS) d				1156														
Stansted Airport (SSD) d					1227				1248							1348		
Audley End (AUD) d			1230				1251		1302			1330			1351	1402		
Whittlesford Parkway (WLF) d			1240				1258		1309			1340			1358	1409		
Cambridge (CBG) a		1230	1251		1256	1300	1309		1319		1330	1351		1400	1410	1419		1430
Cambridge (CBG) d		1235	1253		1300	1303	1313		1320		1335	1353		1403	1413	1420		1435
Cambridge North (CMB) d		1240	1258a			1308	1318a		1324		1340	1358a		1408	1418a	1424		1440
Waterbeach (WBC) d		1244				1312					1344			1412				1444
Ely (ELY) 4 a		1253		1259	1314	1324			1336		1356			1423		1436		1453
Ely (ELY) 4 d	1250	1255		1300	1315			1326	1337	1351	1357		1416			1436	1450	1455
Littleport (LTP) d		1308f									1408g							1508f
Downham Market (DOW) d		1317									1417							1517
Watlington (WTG) d		1323									1423							1523
Kings Lynn (KLN) a		1331									1431							1531
Shippea Hill (SPP) d																		
Lakenheath (LAK) d																		
Brandon (BND) d									1353							1453		
Thetford (TTF) d								1348	1401			1438				1501		
Harling Road (HRD) d																		
Eccles Road (ECS) d																		
Attleborough (ATL) d									1416							1517		
Spooner Row (SPN) d																		
Wymondham (WMD) d									1424							1524		
Norwich (NRW) a							1418	1440				1509				1540		
Manea (MNE) d				1311														
March (MCH) d				1318	1331													
Whittlesea (WLE) d				1330														
Peterborough (PBO) 8 a	1324			1340	1349					1424								1522

NOTES (see introductory pages for explanation of train operator codes and standard symbols)

- a Arrival time
- d Departure time
- f Arrives 6 minutes earlier
- g Arrives 4 minutes earlier
- A To Birmingham New St, see table 054
- B To Liverpool Lime St, see table 054
- D From Nottingham, see table 054
- F From Liverpool Lime St, see table 054

London, Stansted Airport and Cambridge to Ely, Kings Lynn, Norwich and Peterborough

Mondays to Fridays

Operator Train ID Days of operation/Notes 1st Class/Reservations/Bus Catering facilities	LE 2H32	LE 2E78	XC 1N59 A 11◇ A	EM 1L10 F ◇	GN 1T36 1	LE 2H34	LE 1K76	EM 1R78 B ◇	GN 1T38 1	LE 2H36	XC 1N61 A 11◇ A	EM 1L11 F ◇	GN 1T40 1	LE 1K78	GN 2T92 1	LE 2H38	EM 1R80 B ◇	GN 1T42 1
London Liverpool Street (LST) 15 d	1328					1358				1428						1458		
London Kings Cross (KGX) 15 d					1412				1442				1512					1542
Ipswich (IPS) d		1358																
Stansted Airport (SSD) 4 d			1427				1448							1537				
Audley End (AUD) d	1430					1451	1502			1530				1556		1602		
Whittlesford Parkway (WLF) d	1440					1458	1509			1540				1604		1613		
Cambridge (CBG) a	1451		1456		1500	1509	1519		1533	1551			1600	1615		1627		1630
Cambridge (CBG) d	1453		1500		1503	1513	1520		1535	1553	1600		1604	1616	1620	1629		1635
Cambridge North (CMB) d	1458a				1508	1520a	1524		1540	1558a			1608	1620		1634a		1640
Waterbeach (WBC) d					1512				1544				1612		1627			1644
Ely (ELY) 4 a		1458	1514		1523		1536		1553		1614		1623	1632	1636			1653
Ely (ELY) 4 d		1459	1515	1520			1537	1552	1555		1615	1618		1633	1637		1649	1655
Littleport (LTP) d									1608f						1644			1708f
Downham Market (DOW) d									1617						1653			1717
Watlington (WTG) d									1623						1658			1723
Kings Lynn (KLN) a									1631						1707			1732
Shippea Hill (SPP) d																		
Lakenheath (LAK) d																		
Brandon (BND) d							1553							1649				
Thetford (TTF) d				1543			1600					1639		1657				
Harling Road (HRD) d																		
Eccles Road (ECS) d																		
Attleborough (ATL) d							1616							1713				
Spooner Row (SPN) d																		
Wymondham (WMD) d								1623						1720				
Norwich (NRW) a				1611			1637					1711		1737				
Manea (MNE) d		1510									1626							
March (MCH) d		1517	1531								1633							
Whittlesea (WLE) d		1529																
Peterborough (PBO) 8 a		1540	1549					1625			1651						1722	

Operator Train ID Days of operation/Notes 1st Class/Reservations/Bus Catering facilities	LE 2H40	LE 2E80	XC 1N63 A 11◇ A	GN 1T44 1	LE 2H42	LE 1K80	EM 1M82 G ◇	GN 1T46 1	XC 1N65 A 11◇ A	EM 1L13 F ◇	GN 1T48 1	LE 2H82	LE 1K82	EM 1R84 H ◇	GN 1T50 1	LE 1H84	LE 2E82	XC 1N67 A 11◇
London Liverpool Street (LST) 15 d	1528				1558											1737		
London Kings Cross (KGX) 15 d				1612				1639			1709				1739			
Ipswich (IPS) d		1600																1742
Stansted Airport (SSD) 4 d			1627			1648							1754					1821
Audley End (AUD) d	1630				1700	1705							1809			1826		
Whittlesford Parkway (WLF) d	1640				1710	1715							1818			1834		
Cambridge (CBG) a	1652		1656	1704	1721	1727		1732			1805		1827		1832	1849		1856
Cambridge (CBG) d	1653		1700	1705	1722	1729		1737	1800		1810	1825	1830		1836	1851		1900
Cambridge North (CMB) d	1658a			1710	1727	1733		1741			1814	1832a	1834		1841	1858a		
Waterbeach (WBC) d				1714	1727	1738		1746			1818	1839	1839		1845			
Ely (ELY) 4 a		1659	1717	1724	1740	1747		1756	1814		1829	1848	1848		1855		1857	1914
Ely (ELY) 4 d		1659	1718			1748	1753	1756	1815	1821		1849	1852		1856		1859	1915
Littleport (LTP) d								1804							1908e			
Downham Market (DOW) d								1813							1917			
Watlington (WTG) d								1819							1923			
Kings Lynn (KLN) a								1827							1931			
Shippea Hill (SPP) d																		
Lakenheath (LAK) d																		
Brandon (BND) d						1804							1905					
Thetford (TTF) d						1811				1842			1912					
Harling Road (HRD) d																		
Eccles Road (ECS) d																		
Attleborough (ATL) d						1826							1927					
Spooner Row (SPN) d																		
Wymondham (WMD) d							1833						1934					
Norwich (NRW) a						1848				1912			1948					
Manea (MNE) d		1710							1826									1910
March (MCH) d		1717	1737						1833						1912			1918
Whittlesea (WLE) d		1729																1929
Peterborough (PBO) 8 a		1739	1752				1826		1851					1929				1940

NOTES (see introductory pages for explanation of train operator codes and standard symbols)

- | | | | |
|---|-------------------------------------|---|---|
| a | Arrival time | B | To Liverpool Lime St, see table 054 |
| d | Departure time | F | From Liverpool Lime St, see table 054 |
| e | Arrives 5 minutes earlier | G | To Manchester Piccadilly, see table 054 |
| f | Arrives 6 minutes earlier | H | To Sheffield, see table 054 |
| A | To Birmingham New St, see table 054 | | |

London, Stansted Airport and Cambridge to Ely, Kings Lynn, Norwich and Peterborough

Mondays to Fridays

Operator Train ID Days of operation/Notes 1st Class/Reservations/Bus	EM 1L14 F ◇	GN 1T52 □	LE 1K84	LE 2H88	GN 1T54 □	LE 1H88	XC 1N69 A □◇	EM 1L15 F ◇	GN 1T56 □	LE 1H90	LE 1K88	LE 2H90	GN 1T58 □	LE 2H56	LE 2E84	EM 1R88 J ◇	XC 1N71 A □◇	GN 1T60 □
London Liverpool Street (LST) 15 d						1837				1907				1928				
London Kings Cross (KGX) 15 d		1809			1839				1912				1939					2009
Ipswich (IPS) d															2001			
Stansted Airport (SSD) ← d																	2021	
Audley End (AUD) d						1926				1956				2033				
Whittlesford Parkway (WLF) d						1934				2003				2043				
Cambridge (CBG) a		1903			1932	1949			2005	2015			2033	2055			2100	2103
Cambridge (CBG) d		1908	1925	1928	1937	1952	1958		2007	2016	2020	2029	2038	2057			2102	2108
Cambridge North (CMB) d		1912	1929	1935a	1941	2001a			2011		2024	2034a	2042	2102a				2113
Waterbeach (WBC) d		1916			1945				2015	2022			2046					2117
Ely (ELY) 4 a		1926	1941		1956		2013		2026	2032	2036		2056		2059		2116	2128
Ely (ELY) 4 d	1923	1926	1944		1956		2015	2018		2032	2036		2056		2100	2103	2117	
Littleport (LTP) d		1934			2004					2039			2108e					
Downham Market (DOW) d		1943			2013					2049			2117					
Watlington (WTG) d		1949			2019					2055			2123					
Kings Lynn (KLN) a		1957			2027					2107			2131					
Shippea Hill (SPP) d																		
Lakenheath (LAK) d																		
Brandon (BND) d			2000								2052							
Thetford (TTF) d	1947		2008					2039			2100							
Harling Road (HRD) d																		
Eccles Road (ECS) d																		
Attleborough (ATL) d			2023								2115							
Spooner Row (SPN) d																		
Wymondham (WMD) d			2030								2122							
Norwich (NRW) a	2018		2044					2111			2136							
Manea (MNE) d																2109		
March (MCH) d							2031									2118		2134
Whittlesea (WLE) d																2129		
Peterborough (PBO) 8 a							2049									2139	2143	2151

Operator Train ID Days of operation/Notes 1st Class/Reservations/Bus	LE 1K92	LE 2H92	GN 1T62 □	LE 2H60	EM 1L17 F ◇	GN 1T64 □	LE 2H94	GN 1T66 □	LE 1K96	LE 2H64	GN 1T68 □	GN 1T70 □	LE 2H68	GN 1T72 □
London Liverpool Street (LST) 15 d				2028						2128			2228	
London Kings Cross (KGX) 15 d			2039			2109		2139			2209	2239		2309
Ipswich (IPS) d														
Stansted Airport (SSD) ← d								2210						
Audley End (AUD) d				2130				2223	2230				2330	
Whittlesford Parkway (WLF) d				2140				2231	2240				2340	
Cambridge (CBG) a			2133	2151		2203		2233	2245	2252	2303	2333	2351	0002
Cambridge (CBG) d	2120	2129	2135	2153		2205	2229	2236	2257	2253	2305	2338	2352	0007
Cambridge North (CMB) d	2124	2134a	2140	2158a		2210	2234a	2241	2301	2259a	2310	2343	2357a	0012
Waterbeach (WBC) d			2144			2214		2245			2314	2347		0016
Ely (ELY) 4 a	2136		2153			2227		2254	2313		2325	2357		0025
Ely (ELY) 4 d	2136		2157		2217			2256	2313				2358	0027
Littleport (LTP) d			2208g					2308e				0005		0034
Downham Market (DOW) d			2217					2317				0014		0043
Watlington (WTG) d			2223					2323				0020		0049
Kings Lynn (KLN) a			2231					2331				0028		0057
Shippea Hill (SPP) d														
Lakenheath (LAK) d														
Brandon (BND) d	2152								2329					
Thetford (TTF) d	2200				2238				2337					
Harling Road (HRD) d														
Eccles Road (ECS) d														
Attleborough (ATL) d	2215				2252				2352					
Spooner Row (SPN) d														
Wymondham (WMD) d	2222				2259				2359					
Norwich (NRW) a	2235				2315				0012					
Manea (MNE) d														
March (MCH) d														
Whittlesea (WLE) d														
Peterborough (PBO) 8 a														

NOTES (see introductory pages for explanation of train operator codes and standard symbols)

- a Arrival time
- d Departure time
- e Arrives 5 minutes earlier
- g Arrives 4 minutes earlier
- A To Birmingham New St, see table 054
- F From Liverpool Lime St, see table 054
- J To Nottingham, see table 054

London, Stansted Airport and Cambridge to Ely, Kings Lynn, Norwich and Peterborough

Saturdays

Operator Train ID Days of operation/Notes 1st Class/Reservations/Bus	GN 1T70	GN 1T72	XC 1N40 A	XC 1N41 A	LE 2K56	EM 1R60 B	GN 1T02	LE 2H00	LE 2E70 C	EM 1L01 D	XC 1N43 A	GN 2T04	LE 2H02	LE 2K58	EM 1R62 B	GN 1T06	LE 2H04	XC 1N45 A
	■	■	■◇	■◇		◇	■			◇	■◇	■			◇	■		■◇
London Liverpool Street (LST) 15 d								0520					0558				0628	
London Kings Cross (KGX) 15 d							0542									0642		
Ipswich (IPS) d								0600										
Stansted Airport (SSD) d				0527							0627			0648				0727
Audley End (AUD) d								0630					0651	0702			0730	
Whittlesford Parkway (WLF) d								0640					0658	0710			0740	
Cambridge (CBG) a				0555			0630	0651			0656		0709	0719		0730	0751	0757
Cambridge (CBG) d		0007	0515	0557	0605		0632	0653			0658	0703	0716	0720		0735	0753	0800
Cambridge North (CMB) d		0012			0609		0638	0658a				0708	0721a	0725		0740	0758a	
Waterbeach (WBC) d		0016					0642					0712				0744		
Ely (ELY) 4 a		0025	0529	0611	0621		0652		0657		0712	0724		0736		0754		0814
Ely (ELY) 4 d		0027	0530	0612	0622	0651	0655		0658	0707	0713			0738	0749	0755		0815
Littleport (LTP) d	0005	0034					0708c									0808c		
Downham Market (DOW) d	0014	0043					0717									0817		
Watlington (WTG) d	0020	0049					0723									0823		
Kings Lynn (KLN) a	0028	0057					0731									0831		
Shippea Hill (SPP) d														0747				
Lakenheath (LAK) d																		
Brandon (BND) d					0638					0723				0758				
Thetford (TTF) d					0646					0732				0806				
Harling Road (HRD) d					0654									0814				
Eccles Road (ECS) d					0658									0818				
Attleborough (ATL) d					0704					0746				0824				
Spooner Row (SPN) d																		
Wyndham (WMD) d					0711					0753				0832				
Norwich (NRW) a					0725					0810				0846				
Manea (MNE) d				0623					0709									
March (MCH) d			0546	0630		0707			0716		0729				0806			0831
Whittlesea (WLE) d			0558	0642					0728		0741				0817			
Peterborough (PBO) 8 a			0608	0652		0725			0738		0751				0828			0849

Operator Train ID Days of operation/Notes 1st Class/Reservations/Bus	EM 1L02 D	GN 1T08	LE 2H06	LE 2K60	EM 1R64 B	GN 1T10	LE 2H08	LE 2E72	XC 1N47 A	GN 1T12	LE 2H10	EM 1L04 D	EM 1R66 B	LE 1K62	GN 1T14	LE 2H12	XC 1N49 A	EM 1L05 E
	◇	■			◇	■			■◇	■		◇	◇		■		■◇	◇
London Liverpool Street (LST) 15 d			0658				0728				0758					0828		
London Kings Cross (KGX) 15 d		0712				0742				0812					0842			
Ipswich (IPS) d							0758											
Stansted Airport (SSD) d				0748				0827						0848			0927	
Audley End (AUD) d			0751	0802		0830				0851			0902		0930			
Whittlesford Parkway (WLF) d			0758	0810		0840				0858			0910		0940			
Cambridge (CBG) a		0800	0808	0819		0830	0851		0856	0900	0908		0919	0930	0951	0956		
Cambridge (CBG) d		0803	0813	0820		0835	0853		0900	0903	0913		0930	0935	0953	1000		
Cambridge North (CMB) d		0808	0818a	0825		0840	0858a			0908	0918a		0934	0940	0958a			
Waterbeach (WBC) d		0812				0844				0912				0944				
Ely (ELY) 4 a		0823		0836		0854		0858	0914	0923			0946	0954		1014		
Ely (ELY) 4 d	0817			0837	0850	0855		0859	0915			0932	0947	0950	0955		1015	1022
Littleport (LTP) d						0908c									1008c			
Downham Market (DOW) d						0917									1017			
Watlington (WTG) d						0927									1027			
Kings Lynn (KLN) a						0935									1035			
Shippea Hill (SPP) d																		
Lakenheath (LAK) d																		
Brandon (BND) d				0853										1007				
Thetford (TTF) d	0839			0901								0953		1015				1043
Harling Road (HRD) d																		
Eccles Road (ECS) d																		
Attleborough (ATL) d	0853			0916										1030				
Spooner Row (SPN) d				0921														
Wyndham (WMD) d	0900			0926										1038				
Norwich (NRW) a	0916			0940								1026		1052				1114
Manea (MNE) d								0910										
March (MCH) d					0906			0917	0931								1031	
Whittlesea (WLE) d								0929										
Peterborough (PBO) 8 a					0924			0939	0949				1020				1049	

NOTES (see introductory pages for explanation of train operator codes and standard symbols)

a Arrival time

d Departure time

c Arrives 6 minutes earlier

A To Birmingham New Street, see table 054

B To Liverpool Lime Street, see table 054

C From Colchester, see table 006

D From Nottingham, see table 054

E From Sheffield, see table 054

London, Stansted Airport and Cambridge to Ely, Kings Lynn, Norwich and Peterborough

Saturdays

Operator Train ID Days of operation/Notes 1st Class/Reservations/Bus Catering facilities	GN 1T16	LE 2H14	LE 1K66	EM 1R68 B ◇	GN 1T18	LE 2H16	LE 2E74	XC 1N51 A ◇ ⌘	EM 1L06 F ◇	GN 1T20	LE 2H18	LE 1K68	EM 1R70 B ◇	GN 1T22	LE 2H20	XC 1N53 A ◇ ⌘	EM 1L07 F ◇	GN 1T24		
London Liverpool Street (LST)		0858				0928				1012		0958			1042			1028		1112
London Kings Cross (KGX)	0912				0942															
Ipswich (IPS)							0958													
Stansted Airport (SSD)			0948					1027				1048								
Audley End (AUD)		0951	1002			1030					1051	1102			1130					
Whittlesford Parkway (WLF)		0958	1010			1040					1058	1110			1140					
Cambridge (CBG)	a	1000	1008	1019		1030	1051	1056		1100	1108	1119		1130	1151					1200
Cambridge (CBG)	d	1003	1013	1020		1035	1053		1100	1103	1113	1120		1135	1153	1200				1203
Cambridge North (CMB)	d	1008	1019a	1025		1040	1058a			1108	1118a	1125		1140	1158a					1208
Waterbeach (WBC)	d					1044				1112				1144						1212
Ely (ELY)	a	1023		1036		1054		1059	1114	1123		1136		1154		1214				1223
Ely (ELY)	d			1037	1049	1055		1059	1115	1117		1137	1150	1155		1215	1217			
Littleport (LTP)	d					1108c								1208c						
Downham Market (DOW)	d					1117								1217						
Watlington (WTG)	d					1123								1223						
Kings Lynn (KLN)	a					1131								1231						
Shippea Hill (SPP)	d																			
Lakenheath (LAK)	d																			
Brandon (BND)	d			1053								1153								
Thetford (TTF)	d			1101					1138			1201							1239	
Harling Road (HRD)	d																			
Eccles Road (ECS)	d																			
Attleborough (ATL)	d			1117								1216								
Spooner Row (SPN)	d																			
Wymondham (WMD)	d			1124								1224								
Norwich (NRW)	a			1139					1211			1242							1310	
Manea (MNE)	d						1110													
March (MCH)	d						1118	1131					1206			1231				
Whittlesea (WLE)	d						1129													
Peterborough (PBO)	a			1121			1140	1149					1224			1249				

Operator Train ID Days of operation/Notes 1st Class/Reservations/Bus Catering facilities	LE 2H22	LE 1K70	EM 1R72 B ◇	GN 1T26	LE 2H24	LE 2E76	XC 1N55 A ◇ ⌘	GN 1T28	LE 2H26	LE 1K72	EM 1R74 B ◇	GN 1T30	LE 2H28	EM 1L09 F ◇	GN 1T32	LE 2H30	LE 1K74	EM 1R76 B ◇	
London Liverpool Street (LST)	1058				1128				1158				1228			1258			
London Kings Cross (KGX)				1142				1212				1242			1312				
Ipswich (IPS)						1200													
Stansted Airport (SSD)		1148					1227			1248								1348	
Audley End (AUD)	d	1151	1202		1230			1251	1302			1330				1351	1402		
Whittlesford Parkway (WLF)	d	1158	1210		1240			1258	1310			1340				1358	1410		
Cambridge (CBG)	a	1208	1219		1230	1251	1256	1300	1308	1319		1330	1351		1400	1408	1419		
Cambridge (CBG)	d	1213	1220		1235	1253	1300	1303	1313	1320		1335	1353		1403	1413	1420		
Cambridge North (CMB)	d	1218a	1225		1240	1258a		1308	1318a	1325		1340	1358a		1408	1419a	1425		
Waterbeach (WBC)	d				1244			1312				1344			1412				
Ely (ELY)	a		1236		1254		1258	1314	1323		1336	1354			1423		1436		
Ely (ELY)	d		1237	1251	1255		1259	1315		1337	1350	1355		1416			1437	1450	
Littleport (LTP)	d				1308c							1408c							
Downham Market (DOW)	d				1317							1417							
Watlington (WTG)	d				1323							1423							
Kings Lynn (KLN)	a				1331							1431							
Shippea Hill (SPP)	d																		
Lakenheath (LAK)	d																		
Brandon (BND)	d		1253							1353							1453		
Thetford (TTF)	d		1301							1401				1437			1501		
Harling Road (HRD)	d																		
Eccles Road (ECS)	d																		
Attleborough (ATL)	d		1316							1416							1516		
Spooner Row (SPN)	d																		
Wymondham (WMD)	d		1324							1424							1524		
Norwich (NRW)	a		1339							1439				1510			1539		
Manea (MNE)	d					1310													
March (MCH)	d					1317	1331												
Whittlesea (WLE)	d					1329													
Peterborough (PBO)	a			1326		1339	1349				1425								1523

NOTES (see introductory pages for explanation of train operator codes and standard symbols)

a Arrival time

d Departure time

c Arrives 6 minutes earlier

A To Birmingham New Street, see table 054

B To Liverpool Lime Street, see table 054

F From Liverpool Lime Street, see table 054

London, Stansted Airport and Cambridge to Ely, Kings Lynn, Norwich and Peterborough

Saturdays

Operator Train ID Days of operation/Notes 1st Class/Reservations/Bus Catering facilities	GN 1T34	LE 2H32	LE 2E78	XC 1N59 A 1◇ ⚡	EM 1L10 F ◇	GN 1T36	LE 2H34	LE 2K76	EM 1R78 B ◇	GN 1T38	LE 2H36	XC 1N61 A 1◇ ⚡	EM 1L11 F ◇	GN 1T40	LE 2H38	LE 1K78	EM 1R80 B ◇	GN 1T42
London Liverpool Street (LST) 15 d		1328					1358				1428				1458			
London Kings Cross (KGX) 15 d	1342					1412				1442				1512				1542
Ipswich (IPS) d			1402															
Stansted Airport (SSD) ← d				1427				1448										1548
Audley End (AUD) d		1430					1451	1502			1530				1551	1602		
Whittlesford Parkway (WLF) d		1440					1458	1510			1540				1558	1610		
Cambridge (CBG) a	1430	1451		1456		1500	1508	1519		1530	1551			1600	1608	1619		1630
Cambridge (CBG) d	1435	1453		1500		1503	1513	1520		1535	1553	1600		1603	1613	1620		1635
Cambridge North (CMB) d	1440	1458a				1508	1518a	1525		1540	1558a			1608	1619a	1625		1640
Waterbeach (WBC) d		1444				1512				1544				1612				1644
Ely (ELY) 4 a	1454		1458	1514		1523		1536		1554		1614		1626		1636		1654
Ely (ELY) 4 d	1455		1459	1515	1519			1537	1550	1555		1615	1622			1637	1649	1655
Littleport (LTP) d	1508c									1608c								1708c
Downham Market (DOW) d		1517								1617								1717
Watlington (WTG) d		1523								1623								1723
Kings Lynn (KLN) a		1531								1631								1731
Shippea Hill (SPP) d																		
Lakenheath (LAK) d								1550										
Brandon (BND) d								1555								1653		
Thetford (TTF) d					1540			1603					1644			1701		
Harling Road (HRD) d																		
Eccles Road (ECS) d																		
Attleborough (ATL) d								1618								1716		
Spooner Row (SPN) d																		
Wymondham (WMD) d								1625								1724		
Norwich (NRW) a					1611			1639					1714			1740		
Manea (MNE) d			1510															
March (MCH) d			1517	1531								1631						
Whittlesea (WLE) d			1529															
Peterborough (PBO) 8 a			1539	1549					1625			1649					1723	

Operator Train ID Days of operation/Notes 1st Class/Reservations/Bus Catering facilities	LE 2H40	LE 2E80	XC 1N63 A 1◇ ⚡	GN 1T44	LE 2H42	LE 1K80	EM 1M82 G ◇	GN 1T46	LE 2H44	XC 1N65 A 1◇ ⚡	EM 1L13 F ◇	GN 1T48	LE 2H46	LE 1K82	EM 1R84 H ◇	GN 1T50	LE 2H48	LE 2E82
London Liverpool Street (LST) 15 d	1528				1558				1628				1658					1728
London Kings Cross (KGX) 15 d				1612				1642				1712				1742		
Ipswich (IPS) d		1558																1758
Stansted Airport (SSD) ← d				1627		1648								1748				
Audley End (AUD) d	1630				1651	1702		1730					1751	1802				1830
Whittlesford Parkway (WLF) d	1640				1658	1710		1740					1758	1810				1840
Cambridge (CBG) a	1651		1656	1700	1708	1719		1730	1751			1800	1808	1819		1830	1851	
Cambridge (CBG) d	1653		1700	1703	1713	1720		1735	1753	1800		1803	1813	1820		1835	1853	
Cambridge North (CMB) d	1658a			1708	1718a	1725		1740	1758a			1808	1818a	1825		1840	1858a	
Waterbeach (WBC) d				1712				1744				1812				1844		
Ely (ELY) 4 a		1659	1714	1723		1736		1754		1814		1823		1836		1854		1858
Ely (ELY) 4 d		1659	1715			1737	1751	1755		1815	1822			1837	1849	1855		1859
Littleport (LTP) d								1808c								1908c		
Downham Market (DOW) d								1817								1917		
Watlington (WTG) d								1823								1923		
Kings Lynn (KLN) a								1831								1931		
Shippea Hill (SPP) d																		
Lakenheath (LAK) d																		
Brandon (BND) d						1753								1853				
Thetford (TTF) d						1801					1843			1900				
Harling Road (HRD) d																		
Eccles Road (ECS) d																		
Attleborough (ATL) d						1816								1915				
Spooner Row (SPN) d																		
Wymondham (WMD) d						1824								1922				
Norwich (NRW) a						1839					1917			1936				
Manea (MNE) d		1710								1826								1910
March (MCH) d		1718	1731							1833								1917
Whittlesea (WLE) d		1729													1906			1929
Peterborough (PBO) 8 a		1740	1749				1824			1851					1924			1939

NOTES (see introductory pages for explanation of train operator codes and standard symbols)

- a Arrival time
d Departure time
c Arrives 6 minutes earlier
A To Birmingham New Street, see table 054
B To Liverpool Lime Street, see table 054

- F From Liverpool Lime Street, see table 054
G To Manchester Piccadilly, see table 054
H To Sheffield, see table 054

London, Stansted Airport and Cambridge to Ely, Kings Lynn, Norwich and Peterborough

Saturdays

Operator Train ID Days of operation/Notes 1st Class/Reservations/Bus	XC 1N67 A 1	EM 1L14 F 1	GN 1T52 1	LE 2H50 1	LE 1K84 1	GN 1T54 1	LE 2H52 1	XC 1N69 A 1	EM 1L15 F 1	GN 1T56 1	LE 2H54 1	LE 1K88 1	GN 1T58 1	LE 2H56 1	LE 2E84 1	EM 1R88 J 1	GN 1T60 1	LE 2H58 1
London Liverpool Street (LST) 15 d				1758			1828				1858			1928				1958
London Kings Cross (KGX) 15 d			1812			1842				1912			1942				2012	
Ipswich (IPS) d															2000			
Stansted Airport (SSD) 4 d	1827				1848							1948						
Audley End (AUD) d				1851	1903		1930				1951	2002		2030				2051
Whittlesford Parkway (WLF) d				1858	1910		1940				1958	2010		2040				2058
Cambridge (CBG) a	1856		1900	1908	1920	1930	1951			2000	2008	2019	2030	2051			2104	2109
Cambridge (CBG) d	1900		1905	1913	1921	1935	1953	2000		2003	2013	2020	2035	2053			2106	2113
Cambridge North (CMB) d			1910	1918a	1925	1940	1958a			2008	2018a	2025	2039	2058a			2111	2118a
Waterbeach (WBC) d			1914			1944				2012			2044					2115
Ely (ELY) 4 a	1914		1923		1937	1954		2014		2021		2036	2053		2058			2124
Ely (ELY) 4 d	1915	1923	1925		1937	1955		2015	2018	2023		2037	2054		2059	2109		2125
Littleport (LTP) d			1932			2008c				2030			2108c					2132
Downham Market (DOW) d			1942			2017				2042e			2117					2142
Watlington (WTG) d			1948			2023				2048			2123					2148
Kings Lynn (KLN) a			1956			2031				2056			2131					2156
Shippea Hill (SPP) d																		
Lakenheath (LAK) d																		
Brandon (BND) d					1953							2053						
Thetford (TTF) d		1944			2001				2040			2100						
Harling Road (HRD) d																		
Eccles Road (ECS) d																		
Attleborough (ATL) d					2016							2115						
Spooner Row (SPN) d																		
Wyndham (WMD) d						2023						2122						
Norwich (NRW) a		2014				2036			2109			2136						
Manea (MNE) d																		2110
March (MCH) d	1931							2031										2117
Whittlesea (WLE) d																		2129
Peterborough (PBO) 8 a	1949							2049										2139
																2144		

Operator Train ID Days of operation/Notes 1st Class/Reservations/Bus	LE 1K92 1	GN 1T62 1	LE 2H60 1	EM 1L17 F 1	GN 1T64 1	LE 2H62 1	GN 1T66 1	LE 1K96 1	LE 2H64 1	GN 1T68 1	GN 1T70 1	LE 2H68 1	GN 1T72 1
London Liverpool Street (LST) 15 d			2028			2058			2128			2228	
London Kings Cross (KGX) 15 d		2042			2112		2142			2212	2242		2312
Ipswich (IPS) d													
Stansted Airport (SSD) 4 d	2048							2210					
Audley End (AUD) d	2102		2130			2151		2224	2230			2330	
Whittlesford Parkway (WLF) d	2110		2140			2158		2232	2240			2340	
Cambridge (CBG) a	2119	2132	2151		2204	2209	2230	2245	2251	2304	2330	2351	0004
Cambridge (CBG) d	2120	2135	2153		2205	2213	2235	2255	2259	2305	2335	2352	0008
Cambridge North (CMB) d	2125	2140	2158a		2210	2218a	2240	2259	2304a	2310	2340	2357a	0013
Waterbeach (WBC) d			2144			2214		2244		2314	2344		0017
Ely (ELY) 4 a	2136	2154				2225		2254	2311		2325	2354	0026
Ely (ELY) 4 d	2137	2155		2217				2255	2311			2355	0027
Littleport (LTP) d		2208c						2302			0002		0034
Downham Market (DOW) d		2217						2311			0011		0043
Watlington (WTG) d		2223						2317			0017		0049
Kings Lynn (KLN) a		2231						2325			0025		0057
Shippea Hill (SPP) d													
Lakenheath (LAK) d													
Brandon (BND) d	2153							2327					
Thetford (TTF) d	2200			2239				2335					
Harling Road (HRD) d													
Eccles Road (ECS) d													
Attleborough (ATL) d	2215			2253				2350					
Spooner Row (SPN) d													
Wyndham (WMD) d	2222			2300				2357					
Norwich (NRW) a	2236			2313				0010					
Manea (MNE) d													
March (MCH) d													
Whittlesea (WLE) d													
Peterborough (PBO) 8 a													

NOTES (see introductory pages for explanation of train operator codes and standard symbols)

- a Arrival time
- d Departure time
- c Arrives 6 minutes earlier
- e Arrives 3 minutes earlier
- A To Birmingham New Street, see table 054
- F From Liverpool Lime Street, see table 054
- J To Nottingham, see table 054

London, Stansted Airport and Cambridge to Ely, Kings Lynn, Norwich and Peterborough

Sundays

Operator Train ID Days of operation/Notes 1st Class/Reservations/Bus	GN 1T70	GN 1T72	LE 2E72 A	LE 2K62	GN 1T10	LE 2H10	LE 2H12	GN 1T16	LE 2H14	LE 2H16	EM 1R56 B ◇	LE 2E74 C	EM 1L06 D ◇	LE 2K68	XC 1N51 E ◇	GN 1T20	LE 2H18	LE 2H20
London Liverpool Street (LST) 15 d						0742	0827		0856	0927							0956	1027
London Kings Cross (KGX) 15 d					0754			0912								1012		
Ipswich (IPS) d			0755									0955						
Stansted Airport (SSD) ← d				0818										1009	1027			
Audley End (AUD) d				0833		0900	0923		1000	1023				1026			1100	1123
Whittlesford Parkway (WLF) d				0841		0910	0930		1010	1030				1034			1110	1130
Cambridge (CBG) a				0850	0858	0921	0940	0959	1021	1040				1044	1055	1059	1121	1140
Cambridge (CBG) d		0008		0851	0904	0923	0941	1004	1023	1041				1050	1100	1104	1123	1141
Cambridge North (CMB) d		0013		0855	0908	0928a	0947a	1008	1028a	1047a				1054		1108	1128a	1147a
Waterbeach (WBC) d		0017			0912			1012								1112		
Ely (ELY) 4 a		0026	0852	0907	0922			1022				1051		1106	1114	1122		
Ely (ELY) 4 d		0027	0853	0908	0922			1022			1049	1053	1057	1107	1115	1122		
Littleport (LTP) d	0002	0034			0929			1029								1129		
Downham Market (DOW) d	0011	0043			0939			1039								1139		
Watlington (WTG) d	0017	0049			0944			1044								1144		
Kings Lynn (KLN) a	0025	0057			0953			1053								1153		
Shippea Hill (SPP) d																		
Lakenheath (LAK) d				0921														
Brandon (BND) d				0927									1113	1126				
Thetford (TTF) d				0934									1122	1133				
Harling Road (HRD) d																		
Eccles Road (ECS) d																		
Attleborough (ATL) d				0949									1136	1148				
Spooner Row (SPN) d																		
Wyndham (WMD) d				0956									1143	1155				
Norwich (NRW) a				1013									1158	1213				
Manea (MNE) d			0904									1104						
March (MCH) d			0912									1111			1131			
Whittlesea (WLE) d			0923									1123						
Peterborough (PBO) 8 a			0934								1120	1133			1149			

Operator Train ID Days of operation/Notes 1st Class/Reservations/Bus	EM 1R58 B ◇	LE 1K70	XC 1N53 E ◇	GN 1T24	LE 2H22	LE 2H24	LE 2E76	LE 2K72	XC 1N55 E ◇	GN 1T28	LE 2H26	LE 2H28	EM 1L07 F ◇	LE 1K74	XC 1N57 E ◇	EM 1L08 F ◇	GN 1T32	LE 2H30
London Liverpool Street (LST) 15 d					1056	1127						1156	1228					1257
London Kings Cross (KGX) 15 d				1112						1212							1312	
Ipswich (IPS) d							1155											
Stansted Airport (SSD) ← d		1109	1127					1209	1227					1309	1327			
Audley End (AUD) d		1126			1200	1223		1226			1300	1323		1326				1400
Whittlesford Parkway (WLF) d		1134			1210	1230		1234			1310	1330		1334				1410
Cambridge (CBG) a		1144	1155	1159	1221	1240		1244	1255	1259	1321	1340		1344	1355		1359	1421
Cambridge (CBG) d		1150	1200	1204	1223	1241		1250	1300	1304	1323	1341		1350	1400		1404	1423
Cambridge North (CMB) d		1154		1208	1228a	1247a		1254		1308	1328a	1347a		1354			1408	1428a
Waterbeach (WBC) d					1212						1312						1412	
Ely (ELY) 4 a		1206	1214	1222			1253	1306	1314	1322				1406	1414		1422	
Ely (ELY) 4 d	1150	1207	1215	1222			1253	1307	1315	1322			1334	1407	1415	1420	1423	
Littleport (LTP) d					1229					1329							1430	
Downham Market (DOW) d					1239					1339							1439	
Watlington (WTG) d					1244					1344							1445	
Kings Lynn (KLN) a					1253					1353							1453	
Shippea Hill (SPP) d																		
Lakenheath (LAK) d								1320										
Brandon (BND) d								1326						1423		1438		
Thetford (TTF) d								1333					1355	1431		1446		
Harling Road (HRD) d																		
Eccles Road (ECS) d																		
Attleborough (ATL) d								1348						1446		1500		
Spooner Row (SPN) d																		
Wyndham (WMD) d								1355						1453		1509		
Norwich (NRW) a								1413					1426	1513		1524		
Manea (MNE) d							1304											
March (MCH) d							1312		1331						1431			
Whittlesea (WLE) d							1323											
Peterborough (PBO) 8 a	1223		1249				1334		1349						1449			

NOTES (see introductory pages for explanation of train operator codes and standard symbols)

- a Arrival time
- d Departure time
- A Runs until 11 September
- B To Liverpool Lime Street, see table 054
- C From Colchester, see table 006
- D From Nottingham, see table 054
- E To Birmingham New Street, see table 054
- F From Sheffield, see table 054

London, Stansted Airport and Cambridge to Ely, Kings Lynn, Norwich and Peterborough

Sundays

Operator Train ID Days of operation/Notes 1st Class/Reservations/Bus Catering facilities	LE 2H32	EM 1R64 B ◇	LE 2E78	LE 1K76	XC 1N59 E I◇	GN 1T36	LE 2H34	LE 2H36	EM 1L09 F ◇	EM 1R68 B ◇	LE 2K78	XC 1N61 E I◇ ⌘	GN 1T40	LE 2H38	LE 2H40	EM 1L10 G ◇	LE 2E80	LE 1K80
London Liverpool Street (LST)	1328						1357	1428						1457	1528			
London Kings Cross (KGX)						1412							1512					
Ipswich (IPS)			1355														1555	
Stansted Airport (SSD)	d			1409	1427						1509	1527						1609
Audley End (AUD)	d	1423		1426			1500	1523			1526			1600	1623			1626
Whittlesford Parkway (WLF)	d	1430		1434			1510	1530			1534			1610	1630			1634
Cambridge (CBG)	a	1440		1444	1455	1459	1521	1540			1544	1555	1559	1621	1640			1644
Cambridge (CBG)	d	1441		1450	1500	1504	1523	1541			1550	1600	1604	1623	1641			1650
Cambridge North (CMB)	d	1447a		1454		1508	1528a	1547a			1554		1608	1628a	1647a			1654
Waterbeach (WBC)	d					1512							1612					
Ely (ELY)	a		1453	1506	1514	1522					1606	1614	1622				1653	1706
Ely (ELY)	d		1442	1453	1507	1515	1523		1529	1548	1607	1615	1622			1636	1653	1707
Littleport (LTP)	d					1530							1629					
Downham Market (DOW)	d					1539							1639					
Watlington (WTG)	d					1545							1644					
Kings Lynn (KLN)	a					1553							1653					
Shippea Hill (SPP)	d																	
Lakenheath (LAK)	d										1620							
Brandon (BND)	d			1523							1626							1723
Thetford (TTF)	d			1531					1550		1633					1657		1731
Harling Road (HRD)	d																	
Eccles Road (ECS)	d																	
Attleborough (ATL)	d			1546								1648						1746
Spooner Row (SPN)	d																	
Wymondham (WMD)	d			1553								1655						1753
Norwich (NRW)	a			1613					1623		1713					1727		1813
Manea (MNE)	d			1504														1704
March (MCH)	d			1512		1531					1605		1631					1712
Whittlesea (WLE)	d			1523														1723
Peterborough (PBO)	a		1514	1534	1549						1622		1649					1734

Operator Train ID Days of operation/Notes 1st Class/Reservations/Bus Catering facilities	XC 1N63 E I◇ ⌘	GN 1T44	LE 2H42	LE 2H44	EM 1L11 H ◇	EM 1M82 J ◇	LE 1K82	XC 1N65 E I◇ ⌘	GN 1T48	LE 2H46	LE 2H48	EM 1L12 H ◇	EM 1R74 K ◇	LE 2E82	LE 1K84	XC 1N67 E I◇	GN 1T52	LE 2H50
London Liverpool Street (LST)			1557	1628						1657	1728							1757
London Kings Cross (KGX)		1612							1712									1812
Ipswich (IPS)														1755				
Stansted Airport (SSD)	d	1627					1709	1727							1809	1827		1900
Audley End (AUD)	d			1700	1723		1726			1800	1823				1826			1910
Whittlesford Parkway (WLF)	d			1710	1730		1734			1810	1830				1834			1910
Cambridge (CBG)	a	1655	1659	1721	1740		1744	1755	1759	1821	1840				1844	1855	1859	1921
Cambridge (CBG)	d	1700	1704	1723	1741		1750	1800	1804	1823	1841				1850	1900	1904	1923
Cambridge North (CMB)	d		1708	1728a	1747a		1754		1808	1828a	1847a				1854		1908	1928a
Waterbeach (WBC)	d								1812									1912
Ely (ELY)	a	1714	1722				1806	1814	1822					1853	1906	1914	1922	
Ely (ELY)	d	1715	1722		1729	1749	1807	1815	1822			1835	1848	1853	1907	1915	1922	
Littleport (LTP)	d								1829									1929
Downham Market (DOW)	d								1839									1939
Watlington (WTG)	d								1844									1944
Kings Lynn (KLN)	a								1853									1953
Shippea Hill (SPP)	d																	
Lakenheath (LAK)	d																	
Brandon (BND)	d						1823								1923			
Thetford (TTF)	d				1750		1831					1856			1931			
Harling Road (HRD)	d																	
Eccles Road (ECS)	d																	
Attleborough (ATL)	d						1846								1946			
Spooner Row (SPN)	d																	
Wymondham (WMD)	d						1853								1953			
Norwich (NRW)	a				1824		1913					1927			2013			
Manea (MNE)	d													1904				
March (MCH)	d	1731						1831						1912		1931		
Whittlesea (WLE)	d													1923				
Peterborough (PBO)	a	1749				1821		1849					1920	1934		1949		




NOTES (see introductory pages for explanation of train operator codes and standard symbols)




- a Arrival time
d Departure time
B To Liverpool Lime Street, see table 054
E To Birmingham New Street, see table 054
F From Sheffield, see table 054

- G From Manchester Piccadilly, see table 054
H From Liverpool Lime Street, see table 054
J To Manchester Piccadilly, see table 054
K To Nottingham, see table 054

London, Stansted Airport and Cambridge to Ely, Kings Lynn, Norwich and Peterborough

Sundays

Operator Train ID Days of operation/Notes 1st Class/Reservations/Bus	LE 2H52	EM 1L13 H ◇	EM 1R76 K ◇	LE 1K88	XC 1N69 E I◇	GN 1T56 I	LE 2H54	LE 2H56	EM 1L14 H ◇	LE 1K90	GN 1T60 I	LE 2H58	EM 1R78 K ◇	LE 1K92	EM 1L16 H ◇	GN 1T64 I	LE 2H62	GN 1T68 I
London Liverpool Street (LST)  15 d	1828						1857	1928				1957					2057	
London Kings Cross (KGX)  15 d						1912					2012					2112		2212
Ipswich (IPS)																		
Stansted Airport (SSD)  d				1909	1927					2009				2118				
Audley End (AUD)	d 1923			1926			2000	2023		2026		2100		2133			2200	
Whittlesford Parkway (WLF)	d 1930			1934			2010	2030		2034		2110		2141			2210	
Cambridge (CBG)	a 1940			1944	1955	2001	2021	2040		2044	2059	2121		2150		2159	2221	2259
Cambridge (CBG)	d 1941			1950	2000	2004	2023	2041		2048	2104	2123		2151		2204	2226	2304
Cambridge North (CMB)	d 1947a			1954		2008	2028a	2047a		2053	2108	2128a		2156		2208	2231a	2308
Waterbeach (WBC)						2012					2112					2212		2312
Ely (ELY) 4 a				2006	2014	2022				2104	2122			2207		2222		2322
Ely (ELY) 4 d		1930	1949	2007	2015	2022			2036	2105	2122		2146	2208	2220	2223		2322
Littleport (LTP)	d					2029					2129					2230		2329
Downham Market (DOW)	d					2039					2139					2239		2339
Watlington (WTG)	d					2044					2144					2245		2344
Kings Lynn (KLN)	a					2053					2153					2253		2353
Shippea Hill (SPP)	d																	
Lakenheath (LAK)	d																	
Brandon (BND)	d			2023						2121				2224				
Thetford (TTF)	d	1951		2031					2057	2128				2231	2241			
Harling Road (HRD)	d																	
Eccles Road (ECS)	d																	
Attleborough (ATL)	d			2046					2111	2143				2246	2255			
Spooner Row (SPN)	d																	
Wymondham (WMD)	d			2053					2118	2150				2253	2302			
Norwich (NRW)	a	2024		2109					2133	2205				2313	2317			
Manea (MNE)	d																	
March (MCH)	d				2031													
Whittlesea (WLE)	d																	
Peterborough (PBO) 8 a			2023		2049								2219					

Operator Train ID 1st Class/Reservations/Bus	LE 2H66	GN 1T72 I
London Liverpool Street (LST)  15 d	2157	
London Kings Cross (KGX)  15 d		2312
Ipswich (IPS)		
Stansted Airport (SSD)  d		
Audley End (AUD)	d 2300	
Whittlesford Parkway (WLF)	d 2310	
Cambridge (CBG)	a 2323	0003
Cambridge (CBG)	d 2325	0006
Cambridge North (CMB)	d 2330a	0010
Waterbeach (WBC)	d	0014
Ely (ELY) 4 a		0024
Ely (ELY) 4 d		0024
Littleport (LTP)	d	0031
Downham Market (DOW)	d	0041
Watlington (WTG)	d	0046
Kings Lynn (KLN)	a	0055
Shippea Hill (SPP)	d	
Lakenheath (LAK)	d	
Brandon (BND)	d	
Thetford (TTF)	d	
Harling Road (HRD)	d	
Eccles Road (ECS)	d	
Attleborough (ATL)	d	
Spooner Row (SPN)	d	
Wymondham (WMD)	d	
Norwich (NRW)	a	
Manea (MNE)	d	
March (MCH)	d	
Whittlesea (WLE)	d	
Peterborough (PBO) 8 a		

NOTES (see introductory pages for explanation of train operator codes and standard symbols)

- a Arrival time
- d Departure time
- E To Birmingham New Street, see table 054
- H From Liverpool Lime Street, see table 054
- K To Nottingham, see table 054

Peterborough, Norwich, Kings Lynn and Ely to Cambridge, Stansted Airport and London

Mondays to Fridays

Operator	GN	GN	LE	GN	EM	LE	EM	GN	LE	LE	GN	EM	XC	LE	EM	GN	LE	LE		
Train ID	1T01	1T05	1K55	1T07	1R60	1H87	1L01	1T09	2H13	1K59	1T11	1R62	1L26	2H15	1L02	1T13	1K61	2L71		
Days of operation/Notes	■	■		■	◇		◇	■			■	◇	■◇		◇	■				
1st Class/Reservations/Bus																				
Peterborough (PBO)	8	d					0627						0713		0739			0750		
Whittlesea (WLE)	d												0721					0758		
March (MCH)	d						0643						0732		0754			0809		
Manea (MNE)	d												0739					0817		
Norwich (NRW)	d		0533		0549					0633		0651						0730		
Wymondham (WMD)	d		0545		0601					0645								0742		
Spooner Row (SPN)	d																			
Attleborough (ATL)	d		0552		0609					0652								0749		
Eccles Road (ECS)	d																			
Harling Road (HRD)	d																			
Thetford (TTF)	d		0606		0623					0706		0723c						0803		
Brandon (BND)	d		0614							0714								0811		
Lakenheath (LAK)	d																			
Shippea Hill (SPP)	d																			
Kings Lynn (KLN)	d	0443	0539		0610		0618		0641		0710						0748			
Watlington (WTG)	d	0450	0546		0617		0626		0648		0718						0755			
Downham Market (DOW)	d	0457	0553		0625		0635		0655		0725						0802			
Littleport (LTP)	d	0507	0603		0634		0644		0704		0734						0812			
Ely (ELY)	4	a	0515	0611	0630	0642	0645	0652	0701	0713		0730	0742	0745	0753		0812	0824	0827	0830
Ely (ELY)	4	d	0516	0613	0632	0642		0653		0714	0729	0734	0744		0753	0800		0825	0828	0831
Waterbeach (WBC)	d	0526	0623		0652		0702		0724		0754				0809		0834	0838		
Cambridge North (CMB)	d	0531	0628	0644	0657		0707		0729	0741	0747	0759			0814		0840	0844		
Cambridge (CBG)	a	0535	0634	0650	0702		0712		0734	0747	0753	0804		0808	0820		0845	0851		
Cambridge (CBG)	d	0539	0640		0709		0717		0739	0750		0809		0811	0821		0850			
Whittlesford Parkway (WLF)	a						0725			0800					0831					
Audley End (AUD)	a						0733			0810					0839					
Stansted Airport (SSD)	←	a											0841							
Ipswich (IPS)	a																	0927		
London Kings Cross (KGX)	⊕ 15	a	0633	0733		0803			0833		0903						0948			
London Liverpool Street (LST)	⊕ 15	a					0825			0920					0950					

Operator	GN	EM	XC	LE	GN	EM	LE	EM	LE	GN	XC	EM	LE	GN	LE	LE	EM	LE
Train ID	1T15	1R64	1L28	2H19	1T17	1L04	1K65	1R66	2H21	1T19	1L30	1L05	2H23	1T21	1K67	2L73	1R68	2H25
Days of operation/Notes	■	◇	■◇		■	◇		◇		■	■◇	◇		■			◇	
1st Class/Reservations/Bus																		
Catering facilities			⌘								⌘							
Peterborough (PBO)	8	d		0819		0842					0919	0941					0950	
Whittlesea (WLE)	d																0958	
March (MCH)	d		0834								0934						1009	
Manea (MNE)	d																1017	
Norwich (NRW)	d		0755				0833	0856									0927	0955
Wymondham (WMD)	d						0845										0939	
Spooner Row (SPN)	d																	
Attleborough (ATL)	d						0852										0946	
Eccles Road (ECS)	d																	
Harling Road (HRD)	d																	
Thetford (TTF)	d		0825				0906	0924									1000	1024
Brandon (BND)	d						0914										1008	
Lakenheath (LAK)	d																	
Shippea Hill (SPP)	d																	
Kings Lynn (KLN)	d				0844												0946	
Watlington (WTG)	d				0851												0953	
Downham Market (DOW)	d				0858												1000	
Littleport (LTP)	d				0908												1009	
Ely (ELY)	4	a	0848	0853	0916	0919	0931	0946			0952	1014		1017	1027	1031	1046	
Ely (ELY)	4	d	0845	0854	0917		0932			0947	0954			1018	1028	1032		
Waterbeach (WBC)	d	0855			0926					0957				1027				
Cambridge North (CMB)	d	0900		0911	0931		0944		0953	1002			1014	1033	1040			1053
Cambridge (CBG)	a	0905		0913	0918	0936	0949		0958	1007	1012		1019	1038	1045			1059
Cambridge (CBG)	d	0909		0914	0920	0942	0951		1003	1014			1020	1044	1048			1103
Whittlesford Parkway (WLF)	a			0930			0958		1011				1030		1055			1111
Audley End (AUD)	a			0940			1007		1019				1040		1105			1119
Stansted Airport (SSD)	←	a		0944			1024								1124			
Ipswich (IPS)	a																1128	
London Kings Cross (KGX)	⊕ 15	a	1004			1033				1105					1132			
London Liverpool Street (LST)	⊕ 15	a			1045				1115				1145					1215

NOTES (see introductory pages for explanation of train operator codes and standard symbols)

a Arrival time

d Departure time

c Arrives 4 minutes earlier

A To Liverpool Lime Street, see table 054

B From Nottingham, see table 054

C From Birmingham New Street, see table 054

D From Sheffield, see table 054

Peterborough, Norwich, Kings Lynn and Ely to Cambridge, Stansted Airport and London

Mondays to Fridays

Operator Train ID Days of operation/Notes 1st Class/Reservations/Bus Catering facilities	XC 1L98 E □◇	GN 1T23 □	LE 2H27	GN 1T25 □	EM 1L06 F ◇	LE 1K71	EM 1R70 A ◇	LE 2H29	GN 1T27 □	EM 1L07 F ◇	LE 2H31	GN 1T29 □	LE 1K73	LE 2L75	EM 1R72 A ◇	LE 2H33	XC 1L36 C □◇ ⌘	GN 1T31 □	
Peterborough (PBO)	8	d	1012			1045												1215	
Whittlesea (WLE)		d																1158	
March (MCH)		d	1028															1230	
Manea (MNE)		d	1036															1217	
Norwich (NRW)		d					1033	1056						1127		1156			
Wymondham (WMD)		d					1045							1140					
Spooner Row (SPN)		d																	
Attleborough (ATL)		d					1052						1147						
Eccles Road (ECS)		d																	
Harling Road (HRD)		d																	
Thetford (TTF)		d					1106	1124										1224	
Brandon (BND)		d					1114											1209	
Lakenheath (LAK)		d																	
Shippea Hill (SPP)		d																	
Kings Lynn (KLN)		d				1044							1144						
Wattlington (WTG)		d				1051							1151						
Downham Market (DOW)		d				1058							1158						
Littleport (LTP)		d				1108							1208						
Ely (ELY)	4	a	1049			1116	1119	1131	1146				1214		1217	1226	1231	1246	1249
Ely (ELY)	4	d	1050	1053		1117		1131					1153		1217	1227	1232		1250
Waterbeach (WBC)		d		1103		1126							1203		1227				1253
Cambridge North (CMB)		d		1108	1113	1132		1143		1153	1208		1213	1232	1239		1252		1308
Cambridge (CBG)		a	1105	1112	1119	1137		1149		1159	1212		1219	1237	1244		1257	1305	1312
Cambridge (CBG)		d	1111	1114	1120	1144		1150		1203	1214		1220	1244	1248		1303	1311	1314
Whittlesford Parkway (WLF)		a			1130			1157		1211			1230		1255		1311		
Audley End (AUD)		a			1140			1206		1219			1240		1305		1319		
Stansted Airport (SSD)	←	a	1141					1224							1324			1341	
Ipswich (IPS)		a														1328			
London Kings Cross (KGX)	↻ 15	a		1203		1234							1303		1333				1403
London Liverpool Street (LST)	↻ 15	a			1245						1315			1345					1415

Operator Train ID Days of operation/Notes 1st Class/Reservations/Bus Catering facilities	LE 2H35	GN 1T33 □	EM 1L08 B ◇	LE 1K77	EM 1R74 A ◇	LE 2H37	XC 1L38 C □◇ ⌘	GN 1T35 □	EM 1L09 F ◇	LE 2H39	GN 1T37 □	LE 1K79	LE 2L77	EM 1R76 A ◇	LE 2H41	XC 1L40 C □◇ ⌘	GN 1T39 □	EM 1L10 F ◇
Peterborough (PBO)	8	d		1244			1316		1341							1416		1441
Whittlesea (WLE)		d																
March (MCH)		d					1331									1431		
Manea (MNE)		d											1417					
Norwich (NRW)		d			1228	1257							1327		1354			
Wymondham (WMD)		d			1240								1339					
Spooner Row (SPN)		d																
Attleborough (ATL)		d			1247									1346				
Eccles Road (ECS)		d																
Harling Road (HRD)		d																
Thetford (TTF)		d			1301	1325									1400		1422	
Brandon (BND)		d			1309										1408			
Lakenheath (LAK)		d																
Shippea Hill (SPP)		d																
Kings Lynn (KLN)		d		1244										1344				
Wattlington (WTG)		d		1251										1351				
Downham Market (DOW)		d		1258										1358				
Littleport (LTP)		d		1308										1408				
Ely (ELY)	4	a		1316	1319	1325	1347		1350		1413		1416	1425	1431	1445		1449
Ely (ELY)	4	d		1317		1328			1351	1354			1417	1427	1431			1450
Waterbeach (WBC)		d		1327						1404				1426				1503
Cambridge North (CMB)		d	1313	1332		1340		1353		1409		1413	1432	1439		1453		1508
Cambridge (CBG)		a	1318	1336		1346		1359	1406	1413		1419	1437	1444		1459	1505	1512
Cambridge (CBG)		d	1320	1344		1348		1403		1414		1420	1444	1448		1503	1511	1514
Whittlesford Parkway (WLF)		a	1330			1355		1411				1430		1455		1511		
Audley End (AUD)		a	1340			1405		1419				1440		1505		1519		
Stansted Airport (SSD)	←	a				1424								1524		1541		
Ipswich (IPS)		a													1527			
London Kings Cross (KGX)	↻ 15	a		1433					1503					1533				1603
London Liverpool Street (LST)	↻ 15	a	1445					1515				1545				1615		

NOTES (see introductory pages for explanation of train operator codes and standard symbols)

- a Arrival time
d Departure time
A To Liverpool Lime Street, see table 054
B From Nottingham, see table 054
C From Birmingham New Street, see table 054
E From Bristol Temple Meads, see table 054
F From Liverpool Lime Street, see table 054

Peterborough, Norwich, Kings Lynn and Ely to Cambridge, Stansted Airport and London

Mondays to Fridays

Operator Train ID Days of operation/Notes 1st Class/Reservations/Bus Catering facilities	LE 2H43	GN 1T41	LE 1K81	EM 1R78 A ◇	LE 2H45	XC 1L42 C 1◇ ♣	GN 1T43	EM 1L11 F ◇	LE 2H47	GN 1T45	LE 1K83	LE 2L79	LE 2H49	GN 1T47	EM 1R80 A ◇	XC 1L44 C 1◇ ♣	LE 2H51	GN 1T49	
Peterborough (PBO)	8	d				1516		1541									1620		
Whittlesea (WLE)		d																	
March (MCH)		d				1531											1635		
Manea (MNE)		d																	
Norwich (NRW)		d		1427	1457														
Wymondham (WMD)		d		1439															
Spooner Row (SPN)		d																	
Attleborough (ATL)		d		1446															
Eccles Road (ECS)		d																	
Harling Road (HRD)		d																	
Thetford (TTF)		d		1500	1525														
Brandon (BND)		d		1508															
Lakenheath (LAK)		d																	
Shippea Hill (SPP)		d																	
Kings Lynn (KLN)		d		1444															
Watlington (WTG)		d		1451															
Downham Market (DOW)		d		1458															
Littleport (LTP)		d		1508															
Ely (ELY)	4	a		1517	1524	1547		1550		1614		1617	1627	1631			1645	1653	1717
Ely (ELY)	4	d		1518	1527			1551	1554			1618	1627	1631			1642	1654	1718
Waterbeach (WBC)		d		1527				1604				1627					1652		1727
Cambridge North (CMB)		d	1513	1532	1539		1543	1609		1613	1632	1639		1643	1657			1713	1732
Cambridge (CBG)		a	1519	1537	1544		1548	1607	1613	1619	1637	1645		1649	1702		1709	1719	1737
Cambridge (CBG)		d	1520	1544	1547		1550	1614		1620	1644	1647		1650	1708		1711	1720	1742
Whittlesford Parkway (WLF)		a	1530		1555		1600			1630		1655		1700					1730
Audley End (AUD)		a	1540		1604		1610			1640		1704		1710					1740
Stansted Airport (SSD)	←	a			1624							1724							1741
Ipswich (IPS)		a												1727					
London Kings Cross (KGX)	←	a		1634				1705			1734				1803				1833
London Liverpool Street (LST)	←	a	1646				1716			1744				1816					1846

Operator Train ID Days of operation/Notes 1st Class/Reservations/Bus	LE 2K85	GN 1T51	EM 1M82 G ◇	XC 1L46 C 1◇	GN 1T53	EM 1L13 F ◇	LE 2H57	LE 2L81	LE 2K89	EM 1R84 H ◇	XC 1L48 C 1◇	GN 1T55	LE 2H59	GN 1T57	EM 1L14 F ◇	LE 1K91	LE 2H61	XC 1L49 C 1◇	
Peterborough (PBO)	8	d				1716		1744								1846			1900
Whittlesea (WLE)		d				1724													
March (MCH)		d				1735													1915
Manea (MNE)		d				1742													
Norwich (NRW)		d	1627		1656														1823
Wymondham (WMD)		d	1639		1709														1835
Spooner Row (SPN)		d	1643																
Attleborough (ATL)		d	1648																1842
Eccles Road (ECS)		d																	
Harling Road (HRD)		d																	
Thetford (TTF)		d	1702		1727														1856
Brandon (BND)		d	1710																1904
Lakenheath (LAK)		d																	
Shippea Hill (SPP)		d																	
Kings Lynn (KLN)		d		1716															1844
Watlington (WTG)		d																	1851
Downham Market (DOW)		d		1728															1858
Littleport (LTP)		d		1737															1908
Ely (ELY)	4	a	1726	1745	1750	1756	1814	1817		1831	1835	1846	1849			1916	1920	1923	1934
Ely (ELY)	4	d	1727	1746		1757	1815			1831	1837		1850	1853		1918			1942
Waterbeach (WBC)		d		1755			1825						1903			1927			
Cambridge North (CMB)		d	1739	1800			1831		1842		1849		1908	1914	1932		1940	1952	
Cambridge (CBG)		a	1745	1805		1813	1836		1848		1856		1905	1913	1920	1937	1946	1958	2001
Cambridge (CBG)		d		1808			1844		1850				1911	1914	1921	1944			2003
Whittlesford Parkway (WLF)		a							1900						1930				2011
Audley End (AUD)		a							1910						1940				2019
Stansted Airport (SSD)	←	a											1941						
Ipswich (IPS)		a							1927										
London Kings Cross (KGX)	←	a		1903			1933						2003		2033				
London Liverpool Street (LST)	←	a						2015					2045						2115

NOTES (see introductory pages for explanation of train operator codes and standard symbols)

- a Arrival time
- d Departure time
- c Arrives 4 minutes earlier
- A To Liverpool Lime Street, see table 054
- C From Birmingham New Street, see table 054
- F From Liverpool Lime Street, see table 054
- G To Manchester Piccadilly, see table 054
- H To Sheffield, see table 054

Peterborough, Norwich, Kings Lynn and Ely to Cambridge, Stansted Airport and London

Mondays to Fridays

Operator Train ID Days of operation/Notes 1st Class/Reservations/Bus	GN 1T59	XC 1L50 C	LE 2H63	GN 1T61	EM 1L15 F	LE 1K93	LE 2L83 J	LE 2H65	XC 1L52 C	GN 1T63	EM 1R88 K	LE 2H67	GN 1T65	LE 2H69	XC 1L54 C	GN 1T67	LE 2H91 FX	LE 2H71 FO
Peterborough (PBO)	8	d	1916		1942		1950		2016						2116			
Whittlesea (WLE)		d					1958											
March (MCH)		d	1931				2009		2031						2131			
Manea (MNE)		d					2017											
Norwich (NRW)		d				1928					2008							
Wymondham (WMD)		d				1940												
Spooner Row (SPN)		d																
Attleborough (ATL)		d				1947												
Eccles Road (ECS)		d																
Harling Road (HRD)		d																
Thetford (TTF)		d				2001					2036							
Brandon (BND)		d				2009												
Lakenheath (LAK)		d																
Shippea Hill (SPP)		d																
Kings Lynn (KLN)		d		1940									2044					
Wattlington (WTG)		d		1947									2051					
Downham Market (DOW)		d		1954									2058					
Littleport (LTP)		d		2004									2108					
Ely (ELY)	4	a	1952	2012	2015	2027	2031		2049		2059		2116		2149			
Ely (ELY)	4	d	1945	1954		2017		2028	2032		2051	2054			2117		2150	2153
Waterbeach (WBC)		d	1955			2026				2104					2126			2203
Cambridge North (CMB)		d	2000		2013	2032		2040		2053		2109		2113	2132	2153		2208
Cambridge (CBG)		a	2006	2010	2019	2038		2045		2059	2106	2113		2118	2137	2159	2205	2212
Cambridge (CBG)		d	2014		2020	2044		2050		2102	2111	2114		2120	2144	2203	2211	2214
Whittlesford Parkway (WLF)		a			2030			2057		2111				2130		2211		2214
Audley End (AUD)		a			2040			2106		2119				2140		2219		2214
Stansted Airport (SSD)	←	a						2124			2141					2241		2214
Ipswich (IPS)		a							2128									
London Kings Cross (KGX)	←	15	a	2103			2133					2203			2233			2303
London Liverpool Street (LST)	←	15	a			2145						2245			2315			2348

Operator Train ID Days of operation/Notes 1st Class/Reservations/Bus	LE 1K95	EM 1L17 F	GN 1T69	LE 2L85 J	LE 2H73	GN 1T71	XC 1L56 C	GN 2T73	LE 1K97		
Peterborough (PBO)	8	d	2140		2146		2219				
Whittlesea (WLE)		d			2154						
March (MCH)		d			2205		2234				
Manea (MNE)		d			2213						
Norwich (NRW)	d	2112							2240		
Wymondham (WMD)	d	2124							2252		
Spooner Row (SPN)	d										
Attleborough (ATL)	d	2131							2259		
Eccles Road (ECS)	d										
Harling Road (HRD)	d										
Thetford (TTF)	d	2145							2313		
Brandon (BND)	d	2153							2321		
Lakenheath (LAK)	d										
Shippea Hill (SPP)	d										
Kings Lynn (KLN)	d			2144					2244		
Wattlington (WTG)	d			2151					2251		
Downham Market (DOW)	d			2158					2258		
Littleport (LTP)	d			2208					2308		
Ely (ELY)	4	a	2209	2213	2216	2226		2252	2316	2337	
Ely (ELY)	4	d	2210		2217	2227		2246	2253	2316	2338
Waterbeach (WBC)	d			2227				2256		2326	
Cambridge North (CMB)	d	2222		2232		2243	2301		2331	2350	
Cambridge (CBG)	a	2227		2237		2248	2306	2309	2336	2357	
Cambridge (CBG)	d			2244		2250	2314				
Whittlesford Parkway (WLF)	a					2300					
Audley End (AUD)	a					2310					
Stansted Airport (SSD)	←	a									
Ipswich (IPS)	a				2321						
London Kings Cross (KGX)	←	15	a		2334			0008			
London Liverpool Street (LST)	←	15	a			0018					

NOTES (see introductory pages for explanation of train operator codes and standard symbols)

- a Arrival time
- d Departure time
- C From Birmingham New Street, see table 054
- F From Liverpool Lime Street, see table 054
- J To Colchester, see table 006
- K To Nottingham, see table 054
- FO Fridays only
- FX Not Fridays

Peterborough, Norwich, Kings Lynn and Ely to Cambridge, Stansted Airport and London

Saturdays

Operator Train ID Days of operation/Notes 1st Class/Reservations/Bus	GN 1T01	GN 1T03	LE 2H07	GN 1T05	LE 1K55	EM 1R60 A ◇	GN 1T07	EM 1L01 B ◇	LE 2H11	GN 1T09	LE 1K59	EM 1R62 A ◇	LE 2H13	GN 1T11	XC 1L26 C ◇	EM 1L02 B ◇	LE 2H15	GN 1T13
Peterborough (PBO)	8	d						0628							0713	0737		
Whittlesea (WLE)		d													0721			
March (MCH)		d						0644							0732	0755		
Manea (MNE)		d													0739			
Norwich (NRW)		d			0527	0548					0627	0650						
Wymondham (WMD)		d			0539	0600					0639							
Spooner Row (SPN)		d																
Attleborough (ATL)		d			0546	0608					0646							
Eccles Road (ECS)		d																
Harling Road (HRD)		d																
Thetford (TTF)		d			0600	0622					0700	0718						
Brandon (BND)		d			0608						0708							
Lakenheath (LAK)		d																
Shippea Hill (SPP)		d																
Kings Lynn (KLN)		d		0544						0644								0744
Watlington (WTG)		d		0551						0651								0751
Downham Market (DOW)		d		0558						0658								0758
Littleport (LTP)		d		0608						0708								0808
Ely (ELY)	4	a		0616	0624	0645		0704		0716	0724	0740			0753	0814		0817
Ely (ELY)	4	d	0517	0553	0617	0627	0653			0717	0727			0747	0753			0817
Waterbeach (WBC)		d	0526	0603	0626		0703			0726				0757				0827
Cambridge North (CMB)		d	0531	0608	0613	0632	0639	0708	0713	0732	0739		0753	0802			0813	0832
Cambridge (CBG)		a	0536	0612	0618	0637	0647	0712	0719	0737	0744		0759	0806	0809		0819	0837
Cambridge (CBG)		d	0537	0614	0620	0644	0649	0714	0720	0744	0748		0803	0814	0811		0820	0844
Whittlesford Parkway (WLF)		a		0630		0656			0730		0755		0811				0830	
Audley End (AUD)		a		0640		0705			0740		0805		0819				0840	
Stansted Airport (SSD)	←	a				0724					0824				0841			
Ipswich (IPS)		a																
London Kings Cross (KGX)	⊕ 15	a	0633	0703	0733		0803			0833				0903				0933
London Liverpool Street (LST)	⊕ 15	a			0745				0845				0915				0945	

Operator Train ID Days of operation/Notes 1st Class/Reservations/Bus Catering facilities	LE 1K61	LE 2L71	EM 1R64 A ◇	LE 2H17	XC 1L28 C ◇	GN 1T15	LE 2H19	GN 1T17	LE 1K65	EM 1L04 B ◇	EM 1R66 A ◇	LE 2H21	XC 1L30 C ◇	GN 1T19	LE 2H23	GN 1T21	EM 1L05 D ◇	LE 1K67
Peterborough (PBO)	8	d		0750			0816			0855			0916				0945	
Whittlesea (WLE)		d		0758														
March (MCH)		d		0809			0831						0931					
Manea (MNE)		d		0816														
Norwich (NRW)		d	0727		0755				0827		0853							0927
Wymondham (WMD)		d	0739						0839									0939
Spooner Row (SPN)		d																
Attleborough (ATL)		d	0746						0846									0946
Eccles Road (ECS)		d																
Harling Road (HRD)		d																
Thetford (TTF)		d	0800		0823				0900		0921							1000
Brandon (BND)		d	0808						0908									1008
Lakenheath (LAK)		d																
Shippea Hill (SPP)		d																
Kings Lynn (KLN)		d						0844						0919		0944		
Watlington (WTG)		d						0851						0926		0951		
Downham Market (DOW)		d						0858						0933		0958		
Littleport (LTP)		d						0908						0942		1008		
Ely (ELY)	4	a	0826	0830	0845		0849		0916	0924	0928	0943		0950	0953	1016	1019	1026
Ely (ELY)	4	d	0827	0831		0850	0853		0917	0927			0950	0954		1017		1027
Waterbeach (WBC)		d					0903		0926					1003		1026		
Cambridge North (CMB)		d	0839			0853	0908	0913	0932	0939		0953	1008	1013	1032		1039	
Cambridge (CBG)		a	0844			0859	0905	0912	0919	0937	0944		0959	1006	1019	1037		1044
Cambridge (CBG)		d	0848			0903	0911	0914	0920	0944	0948		1003	1014	1020	1044		1048
Whittlesford Parkway (WLF)		a	0855			0911			0930		0955		1011		1030			1055
Audley End (AUD)		a	0905			0919			0940		1005		1019		1040			1105
Stansted Airport (SSD)	←	a	0924				0941				1024							1124
Ipswich (IPS)		a		0927														
London Kings Cross (KGX)	⊕ 15	a					1003		1034					1103		1133		
London Liverpool Street (LST)	⊕ 15	a				1015		1045				1115			1145			

NOTES (see introductory pages for explanation of train operator codes and standard symbols)

- a Arrival time
- d Departure time
- A To Liverpool Lime Street, see table 054
- B From Nottingham, see table 054
- C From Birmingham New Street, see table 054
- D From Sheffield, see table 054

Peterborough, Norwich, Kings Lynn and Ely to Cambridge, Stansted Airport and London

Saturdays

Operator Train ID Days of operation/Notes 1st Class/Reservations/Bus	LE 2L73	EM 1R68 A ◇	LE 2H25	XC 1L00 E □◇	GN 1T23 □	EM 1L06 F ◇	LE 2H27	GN 1T25 □	LE 2K71	EM 1R70 A ◇	LE 2H29	GN 1T27 □	EM 1L07 F ◇	LE 2H31	GN 1T29 □	LE 1K73	LE 2L75	EM 1R72 A ◇
Peterborough (PBO)	8	d	0950		1015		1040						1141				1150	
Whittlesea (WLE)		d	0958														1158	
March (MCH)		d	1009		1030												1209	
Manea (MNE)		d	1016														1216	
Norwich (NRW)		d	0954						1027	1055						1127	1155	
Wymondham (WMD)		d							1039							1139		
Spooner Row (SPN)		d																
Attleborough (ATL)		d							1046							1146		
Eccles Road (ECS)		d																
Harling Road (HRD)		d																
Thetford (TTF)		d	1022						1100	1123						1200	1223	
Brandon (BND)		d							1108							1208		
Lakenheath (LAK)		d							1113									
Shippea Hill (SPP)		d																
Kings Lynn (KLN)		d			1012			1045							1144			
Watlington (WTG)		d			1020			1052							1151			
Downham Market (DOW)		d			1028			1059							1158			
Littleport (LTP)		d			1039			1108							1208			
Ely (ELY)	4	a	1031	1045	1048	1052	1113	1116	1127	1145			1213	1216	1225	1230	1245	
Ely (ELY)	4	d	1031		1049	1053		1117	1127			1153		1217	1227	1232		
Waterbeach (WBC)		d			1102			1126				1203		1226				
Cambridge North (CMB)		d		1053	1108		1113	1132	1139		1153	1208		1213	1232	1239		
Cambridge (CBG)		a		1059	1104	1112	1119	1137	1145		1159	1212		1219	1237	1244		
Cambridge (CBG)		d		1103	1111	1114	1120	1144	1148		1203	1214		1220	1244	1248		
Whittlesford Parkway (WLF)		a		1111			1130		1155		1211			1230		1255		
Audley End (AUD)		a		1119			1140		1205		1219			1240		1305		
Stansted Airport (SSD)	←	a			1141				1224							1324		
Ipswich (IPS)		a	1127														1327	
London Kings Cross (KGX)	↻	a			1205			1233				1303			1333			
London Liverpool Street (LST)	↻	a		1215			1245				1315		1345					

Operator Train ID Days of operation/Notes 1st Class/Reservations/Bus Catering facilities	LE 2H33	XC 1L36 C □◇ ⚡	GN 1T31 □	LE 2H35	GN 1T33 □	LE 1K77	EM 1R74 A ◇	LE 2H37	XC 1L38 C □◇ ⚡	GN 1T35 □	EM 1L09 F ◇	LE 2H39	GN 1T37 □	LE 1K79	LE 2L77	EM 1R76 A ◇	LE 2H41	XC 1L40 C □◇ ⚡
Peterborough (PBO)	8	d	1216						1316		1339				1350			1416
Whittlesea (WLE)		d													1358			
March (MCH)		d	1232						1331						1409			1431
Manea (MNE)		d													1416			
Norwich (NRW)		d				1229	1255							1327		1353		
Wymondham (WMD)		d				1242								1339				
Spooner Row (SPN)		d																
Attleborough (ATL)		d				1249								1346				
Eccles Road (ECS)		d																
Harling Road (HRD)		d																
Thetford (TTF)		d				1304	1323							1400		1422		
Brandon (BND)		d				1312								1408				
Lakenheath (LAK)		d																
Shippea Hill (SPP)		d																
Kings Lynn (KLN)		d			1244								1344					
Watlington (WTG)		d			1251								1351					
Downham Market (DOW)		d			1258								1358					
Littleport (LTP)		d			1308								1408					
Ely (ELY)	4	a	1250		1316	1331	1345		1349		1412		1416	1425	1430	1445		1449
Ely (ELY)	4	d	1251	1254	1317	1331			1350	1353			1417	1427	1431			1450
Waterbeach (WBC)		d		1304	1326				1403				1427					
Cambridge North (CMB)		d	1253	1309	1313	1332	1344		1353	1408		1413	1432	1439			1453	
Cambridge (CBG)		a	1259	1306	1313	1319	1337	1349	1359	1406	1412	1419	1437	1444			1459	1505
Cambridge (CBG)		d	1303	1311	1314	1320	1344	1350	1403		1414	1420	1444	1448			1503	1511
Whittlesford Parkway (WLF)		a	1311		1330		1357	1411				1430		1455			1511	
Audley End (AUD)		a	1319		1340		1406	1419				1440		1505			1519	
Stansted Airport (SSD)	←	a		1341			1424							1524				1541
Ipswich (IPS)		a													1527			
London Kings Cross (KGX)	↻	a		1403		1433				1503			1533					
London Liverpool Street (LST)	↻	a	1415		1445			1515				1545					1615	

NOTES (see introductory pages for explanation of train operator codes and standard symbols)

- a Arrival time
- d Departure time
- A To Liverpool Lime Street, see table 054
- C From Birmingham New Street, see table 054
- E From Gloucester, see table 054
- F From Liverpool Lime Street, see table 054

Peterborough, Norwich, Kings Lynn and Ely to Cambridge, Stansted Airport and London

Saturdays

Operator Train ID Days of operation/Notes 1st Class/Reservations/Bus Catering facilities	GN 1T39 ■	EM 1L10 F ◇	LE 2H43	GN 1T41 ■	LE 1K81	EM 1R78 A ◇	LE 2H45	XC 1L42 C ■◇ ॐ	GN 1T43 ■	LE 2H47	GN 1T45 ■	EM 1L11 F ◇	LE 2K83	LE 2L79	EM 1R80 A ◇	LE 2H49	XC 1L44 C ■◇ ॐ	GN 1T47 ■	
Peterborough (PBO)	8 d	1441						1516				1546			1551			1616	
Whittlesea (WLE)	d														1559				
March (MCH)	d							1531							1610			1631	
Manea (MNE)	d														1617				
Norwich (NRW)	d				1427	1455								1521		1552			
Wymondham (WMD)	d				1439									1533					
Spooner Row (SPN)	d																		
Attleborough (ATL)	d				1446										1540	1608			
Eccles Road (ECS)	d														1545				
Harling Road (HRD)	d														1549				
Thetford (TTF)	d					1500	1523								1558		1622		
Brandon (BND)	d					1508									1606				
Lakenheath (LAK)	d																		
Shippea Hill (SPP)	d														1615				
Kings Lynn (KLN)	d				1444							1544							
Watlington (WTG)	d				1451							1551							
Downham Market (DOW)	d				1458							1558							
Littleport (LTP)	d				1508							1608							
Ely (ELY)	4 a	1514			1517	1528	1545		1549			1616	1619	1626	1631	1645		1649	
Ely (ELY)	4 d	1453			1518	1528		1550	1553		1617		1627	1631				1650	1653
Waterbeach (WBC)	d	1503			1528				1603		1626								1703
Cambridge North (CMB)	d	1508		1513	1533	1540		1553	1608	1613	1632		1639			1653			1708
Cambridge (CBG)	a	1512		1519	1538	1546		1559	1606	1612	1619	1637		1644		1659	1705		1712
Cambridge (CBG)	d	1514		1520	1544	1548		1603	1614	1620	1644		1648			1703	1711		1714
Whittlesford Parkway (WLF)	a			1530		1555	1611			1630			1655			1711			
Audley End (AUD)	a			1540		1605	1619			1640			1705			1719			
Stansted Airport (SSD)	← a					1624							1724					1741	
Ipswich (IPS)	a													1727					
London Kings Cross (KGX)	⊖ 15 a	1603			1633				1703		1733								1803
London Liverpool Street (LST)	⊖ 15 a				1645			1715		1745								1815	

Operator Train ID Days of operation/Notes 1st Class/Reservations/Bus	LE 2H51	GN 1T49 ■	LE 1K85	EM 1M82 G ◇	LE 2H53	GN 1T51 ■	XC 1L46 C ■◇	LE 2H55	GN 1T53 ■	EM 1L13 F ◇	LE 2K89	LE 2L81	EM 1R84 H ◇	LE 2H57	XC 1L48 C ■◇	GN 1T55 ■	LE 2H59	GN 1T57 ■	
Peterborough (PBO)	8 d						1716			1745		1751			1816				
Whittlesea (WLE)	d						1724					1759							
March (MCH)	d						1735					1810			1831				
Manea (MNE)	d						1742					1817							
Norwich (NRW)	d			1627	1654						1721		1750						
Wymondham (WMD)	d			1639	1706						1733		1802						
Spooner Row (SPN)	d										1737								
Attleborough (ATL)	d			1646							1742		1809						
Eccles Road (ECS)	d										1747								
Harling Road (HRD)	d										1751								
Thetford (TTF)	d			1700	1724						1800		1823						
Brandon (BND)	d			1708							1808								
Lakenheath (LAK)	d																		
Shippea Hill (SPP)	d																		
Kings Lynn (KLN)	d		1644						1744										1844
Watlington (WTG)	d		1651						1751										1851
Downham Market (DOW)	d		1658						1758										1858
Littleport (LTP)	d		1708						1808										1908
Ely (ELY)	4 a		1717	1726	1747		1756		1816	1819	1826	1831	1846		1849				1916
Ely (ELY)	4 d		1718	1727		1753	1800		1817		1827	1831			1850	1853			1917
Waterbeach (WBC)	d		1727			1803			1826						1903	1908	1913		1926
Cambridge North (CMB)	d	1713	1732	1739		1753	1808	1813	1832		1839			1853		1908	1913		1932
Cambridge (CBG)	a	1719	1737	1744		1759	1812	1816	1819	1837	1844			1859	1905	1912	1919		1937
Cambridge (CBG)	d	1720	1744	1748		1803	1814		1820	1844	1848			1903	1911	1914	1920		1944
Whittlesford Parkway (WLF)	a	1730		1755		1811			1830		1855			1911					1930
Audley End (AUD)	a	1740		1805		1819			1840		1905			1919					1940
Stansted Airport (SSD)	← a			1824							1924				1941				
Ipswich (IPS)	a											1927							
London Kings Cross (KGX)	⊖ 15 a		1833			1903			1936								2003		2033
London Liverpool Street (LST)	⊖ 15 a	1845				1915		1945						2015				2045	

NOTES (see introductory pages for explanation of train operator codes and standard symbols)

- a Arrival time
- d Departure time
- A To Liverpool Lime Street, see table 054
- C From Birmingham New Street, see table 054
- F From Liverpool Lime Street, see table 054
- G To Manchester Piccadilly, see table 054
- H To Sheffield, see table 054

Peterborough, Norwich, Kings Lynn and Ely to Cambridge, Stansted Airport and London

Saturdays

Operator Train ID Days of operation/Notes 1st Class/Reservations/Bus	EM 1L14 F ◇	LE 1K91	LE 2H61	XC 1L50 C □◇	GN 1T59 □	EM 1L15 F ◇	LE 2H63	GN 1T61 □	LE 1K93	LE 2L83 J	LE 2H65	XC 1L52 C □◇	GN 1T63 □	EM 1R88 K ◇	LE 2H67	GN 1T65 □	LE 2H69	XC 1L54 C □◇		
Peterborough (PBO)	8	d	1845			1916		1941				1952			2016				2116	
Whittlesea (WLE)		d										2000								
March (MCH)		d	1901			1931						2011			2031				2131	
Manea (MNE)		d										2018								
Norwich (NRW)		d								1927					2013					
Wymondham (WMD)		d								1939										
Spooner Row (SPN)		d																		
Attleborough (ATL)		d				1846				1946										
Eccles Road (ECS)		d																		
Harling Road (HRD)		d																		
Thetford (TTF)		d				1900									2041					
Brandon (BND)		d				1908						2000								
Lakenheath (LAK)		d										2008								
Shippea Hill (SPP)		d																		
Kings Lynn (KLN)		d								1940									2040	
Watlington (WTG)		d								1947									2047	
Downham Market (DOW)		d								1958c									2058c	
Littleport (LTP)		d								2008									2108	
Ely (ELY)	4	a	1919	1926		1949		2014		2017	2026	2032		2049		2103		2116	2149	
Ely (ELY)	4	d		1927		1950	1953			2018	2027	2032		2050	2053			2117	2150	
Waterbeach (WBC)		d					2003			2027				2103				2127		
Cambridge North (CMB)		d		1939	1953		2008		2013	2032	2039		2053		2108		2113	2132	2153	
Cambridge (CBG)		a		1944	1959	2006	2012		2019	2037	2044		2100	2105	2112		2119	2137	2159	2205
Cambridge (CBG)		d		1948	2003		2014		2020	2044	2048		2103	2111	2114		2120	2144	2203	2211
Whittlesford Parkway (WLF)		a		1955	2011				2030		2055		2111				2130		2211	
Audley End (AUD)		a		2005	2019				2040		2105		2119				2140		2219	
Stansted Airport (SSD)	←	a		2024									2124							2241
Ipswich (IPS)		a									2126									
London Kings Cross (KGX)	↻	15	a				2103				2133				2203				2233	
London Liverpool Street (LST)	↻	15	a			2115			2145						2215			2245		2315

Operator Train ID Days of operation/Notes 1st Class/Reservations/Bus	GN 1T67 □	LE 2H71	LE 1K95	EM 1L17 F ◇	GN 1T69 □	LE 2L85 J	LE 2H73	XC 1L56 C □◇	GN 1T71 □	GN 2T73 □	LE 1K97				
Peterborough (PBO)	8	d			2140			2147				2214			
Whittlesea (WLE)		d						2155				2230			
March (MCH)		d						2206							
Manea (MNE)		d						2213							
Norwich (NRW)		d										2240			
Wymondham (WMD)		d										2252			
Spooner Row (SPN)		d													
Attleborough (ATL)		d										2259			
Eccles Road (ECS)		d													
Harling Road (HRD)		d													
Thetford (TTF)		d										2313			
Brandon (BND)		d										2321			
Lakenheath (LAK)		d													
Shippea Hill (SPP)		d													
Kings Lynn (KLN)		d										2258			
Watlington (WTG)		d										2305			
Downham Market (DOW)		d										2312			
Littleport (LTP)		d										2321			
Ely (ELY)	4	a			2207	2213		2216	2227		2248	2329	2337		
Ely (ELY)	4	d			2153		2208		2217	2227		2248	2253	2329	2338
Waterbeach (WBC)		d			2203				2227			2303	2339		
Cambridge North (CMB)		d		2208	2213	2220		2232		2243		2308	2344	2350	
Cambridge (CBG)		a		2212	2219	2225		2237		2249	2304	2312	2348	2355	
Cambridge (CBG)		d		2214	2220			2244		2250		2314			
Whittlesford Parkway (WLF)		a			2230					2300					
Audley End (AUD)		a			2240					2310					
Stansted Airport (SSD)	←	a													
Ipswich (IPS)		a							2321						
London Kings Cross (KGX)	↻	15	a		2303				2333			0004			
London Liverpool Street (LST)	↻	15	a			2345					0015				

NOTES (see introductory pages for explanation of train operator codes and standard symbols)

- a Arrival time
- d Departure time
- c Arrives 4 minutes earlier
- C From Birmingham New Street, see table 054
- F From Liverpool Lime Street, see table 054
- J To Colchester, see table 006
- K To Nottingham, see table 054

Peterborough, Norwich, Kings Lynn and Ely to Cambridge, Stansted Airport and London

Sundays

Operator Train ID Days of operation/Notes 1st Class/Reservations/Bus	GN 1T15	LE 2H21	GN 1T19	LE 2K69	LE 2L73 A	EM 1R56 B ◇	EM 1L06 C ◇	LE 2H23	LE 2H25	GN 1T23	LE 1K71	EM 1R58 B ◇	LE 2H27	LE 2H29	GN 1T27	LE 2K73	LE 2L75	LE 2H31	
Peterborough (PBO)	8	d			0950		1019											1144	
Whittlesea (WLE)		d			0958													1152	
March (MCH)		d			1009		1035											1203	
Manea (MNE)		d			1017													1211	
Norwich (NRW)		d		0903		0955					1003	1056				1103			
Wymondham (WMD)		d		0915							1015					1115			
Spooner Row (SPN)		d																	
Attleborough (ATL)		d		0922							1022					1122			
Eccles Road (ECS)		d																	
Harling Road (HRD)		d																	
Thetford (TTF)		d		0936		1023					1036	1124				1136			
Brandon (BND)		d		0944							1044					1144			
Lakenheath (LAK)		d		0949												1149			
Shippea Hill (SPP)		d																	
Kings Lynn (KLN)		d	0825		0925						1025					1125			
Watlington (WTG)		d	0832		0932						1032					1132			
Downham Market (DOW)		d	0839		0939						1039					1139			
Littleport (LTP)		d	0848		0948						1048					1148			
Ely (ELY)	4	a	0856		0956	1003	1031	1045	1053		1056	1101	1146			1156	1203	1225	
Ely (ELY)	4	d	0857		0957	1003	1031				1057	1103				1157	1203	1228	
Waterbeach (WBC)		d	0906		1006						1106					1206			
Cambridge North (CMB)		d	0911	0942	1011	1016			1023	1042	1111	1115	1123	1142	1211	1216		1223	
Cambridge (CBG)		a	0916	0947	1016	1021			1028	1047	1116	1120	1128	1147	1216	1221		1228	
Cambridge (CBG)		d	0922	0950	1022	1025			1031	1050	1122	1125	1131	1150	1222	1225		1231	
Whittlesford Parkway (WLF)		a		1000		1033			1039	1100	1133	1139	1200		1233			1239	
Audley End (AUD)		a		1009		1042			1047	1109	1142	1147	1209		1242			1247	
Stansted Airport (SSD)	←	a			1103						1204				1303				
Ipswich (IPS)		a				1127												1325	
London Kings Cross (KGX)	⊕ 15	a	1011		1111						1211				1311				
London Liverpool Street (LST)	⊕ 15	a		1114					1143	1214			1243	1314					1343

Operator Train ID Days of operation/Notes 1st Class/Reservations/Bus Catering facilities	LE 2H33	GN 1T31	LE 1K77	EM 1L07 D ◇	LE 2H35	LE 2H37	XC 1L38 E ⊕◇ ⌘	GN 1T35	LE 1K79	EM 1L08 D ◇	LE 2L77	EM 1R64 B ◇	LE 2H39	LE 2H41	XC 1L40 E ⊕◇ ⌘	GN 1T39	LE 1K81	EM 1L09 D ◇
Peterborough (PBO)				1252			1319			1343	1350				1419			1452
Whittlesea (WLE)										1358								
March (MCH)							1334			1409					1434			
Manea (MNE)										1417								
Norwich (NRW)			1203						1303			1347						1403
Wymondham (WMD)			1215						1315									1415
Spooner Row (SPN)																		
Attleborough (ATL)			1222						1322									1422
Eccles Road (ECS)																		
Harling Road (HRD)																		
Thetford (TTF)			1236						1336			1415						1436
Brandon (BND)			1244						1344									1444
Lakenheath (LAK)																		
Shippea Hill (SPP)																		
Kings Lynn (KLN)			1225						1325									1425
Watlington (WTG)			1232						1332									1432
Downham Market (DOW)			1239						1339									1439
Littleport (LTP)			1248						1348									1448
Ely (ELY)	4	a	1256	1300	1325		1352	1356	1400	1416	1431	1438			1452	1456	1500	1525
Ely (ELY)	4	d	1257	1303			1353	1357	1403		1432				1453	1457	1503	
Waterbeach (WBC)		d	1306					1406										1506
Cambridge North (CMB)		d	1242	1311	1315	1323	1342	1411	1415				1423	1442		1511	1515	
Cambridge (CBG)		a	1248	1316	1320	1328	1347	1408	1416	1420			1428	1447	1509	1516	1520	
Cambridge (CBG)		d	1250	1322	1325	1331	1350	1415	1422	1425			1431	1450	1515	1522	1525	
Whittlesford Parkway (WLF)		a	1300		1333	1339	1400			1433			1439	1500				1533
Audley End (AUD)		a	1309		1342	1347	1409			1442			1447	1509				1542
Stansted Airport (SSD)	←	a			1403			1445		1503					1545			1603
Ipswich (IPS)		a									1527							
London Kings Cross (KGX)	⊕ 15	a	1411						1511									1611
London Liverpool Street (LST)	⊕ 15	a	1414			1443	1514						1543	1614				

NOTES (see introductory pages for explanation of train operator codes and standard symbols)

- a Arrival time
- d Departure time
- A Runs until 11 September
- B To Liverpool Lime Street, see table 054
- C From Nottingham, see table 054
- D From Sheffield, see table 054
- E From Birmingham New Street, see table 054

Peterborough, Norwich, Kings Lynn and Ely to Cambridge, Stansted Airport and London

Sundays

Operator Train ID Days of operation/Notes 1st Class/Reservations/Bus Catering facilities	EM 1R68 B ◇	LE 2H43	LE 2H45	XC 1L42 E 1◇ ⌘	GN 1T43	LE 2K83	LE 2L79	EM 1L10 F ◇	LE 2H47	LE 2H49	XC 1L44 E 1◇	GN 1T47	LE 1K85	EM 1L11 G ◇	EM 1M82 H ◇	LE 2H51	LE 2H53	XC 1L46 E 1◇
Peterborough (PBO)	8 d			1519			1544	1557			1619			1652				1719
Whittlesea (WLE)	d						1552											
March (MCH)	d			1534			1603				1634							1734
Manea (MNE)	d						1611											
Norwich (NRW)	d	1453					1503						1603		1654			
Wymondham (WMD)	d						1515						1615					
Spooner Row (SPN)	d																	
Attleborough (ATL)	d						1522						1622					
Eccles Road (ECS)	d																	
Harling Road (HRD)	d																	
Thetford (TTF)	d	1521					1536						1636		1722			
Brandon (BND)	d						1544						1644					
Lakenheath (LAK)	d						1549											
Shippea Hill (SPP)	d																	
Kings Lynn (KLN)	d						1525						1625					
Watlington (WTG)	d						1532						1632					
Downham Market (DOW)	d						1539						1639					
Littleport (LTP)	d						1548						1648					
Ely (ELY)	4 a	1544		1552	1556	1603	1625	1632			1652	1656	1700	1725	1744			1752
Ely (ELY)	4 d			1553	1557	1603	1628				1653	1657	1703					1753
Waterbeach (WBC)	d				1606								1706					
Cambridge North (CMB)	d		1523	1542	1611	1616			1623	1642		1711	1715			1723	1742	
Cambridge (CBG)	a		1528	1547	1608	1616	1621		1629	1647	1709	1716	1720			1728	1748	1808
Cambridge (CBG)	d		1531	1550	1615	1622	1625		1631	1650	1715	1722	1725			1731	1750	1815
Whittlesford Parkway (WLF)	a		1539	1600			1633		1639	1700			1733			1739	1800	
Audley End (AUD)	a		1547	1609			1642		1647	1709			1742			1747	1809	
Stansted Airport (SSD)	← a			1645			1703				1745		1803					1845
Ipswich (IPS)	a							1724										
London Kings Cross (KGX)	↻ 15 a				1711							1811						
London Liverpool Street (LST)	↻ 15 a		1643	1714					1743	1814						1843	1914	

Operator Train ID Days of operation/Notes 1st Class/Reservations/Bus	GN 1T51	LE 1K89	LE 2H55	GN 1T53	LE 2L81 J	EM 1L12 G ◇	EM 1R74 K ◇	LE 2H57	XC 1L48 E 1◇	GN 1T55	LE 1K91	EM 1L13 G ◇	EM 1R76 K ◇	LE 2H59	LE 2H61	XC 1L50 E 1◇	GN 1T59	LE 1K93
Peterborough (PBO)	8 d				1741	1756			1819			1850				1919		
Whittlesea (WLE)	d				1749													
March (MCH)	d				1800	1812			1834							1934		
Manea (MNE)	d				1808													
Norwich (NRW)	d		1703				1754				1803		1855					1903
Wymondham (WMD)	d		1715								1815							1915
Spooner Row (SPN)	d																	
Attleborough (ATL)	d		1722								1822							1922
Eccles Road (ECS)	d																	
Harling Road (HRD)	d																	
Thetford (TTF)	d		1736				1822				1836		1923					1936
Brandon (BND)	d		1744								1844							1944
Lakenheath (LAK)	d																	
Shippea Hill (SPP)	d																	
Kings Lynn (KLN)	d	1725			1754						1825							1925
Watlington (WTG)	d	1732			1801						1832							1932
Downham Market (DOW)	d	1739			1808						1839							1939
Littleport (LTP)	d	1748			1817						1848							1948
Ely (ELY)	4 a	1756	1800		1825	1822	1832	1844	1852	1856	1900	1923	1945			1952	1956	2000
Ely (ELY)	4 d	1757	1803		1825	1829			1853	1857	1903					1953	1957	2003
Waterbeach (WBC)	d	1806								1906								2006
Cambridge North (CMB)	d	1811	1815	1823	1838			1842		1911	1915			1923	1942			2011
Cambridge (CBG)	a	1816	1820	1828	1843			1847	1909	1916	1920			1928	1948	2008	2016	2020
Cambridge (CBG)	d	1822	1825	1831	1844			1850	1915	1922	1925			1931	1950	2015	2022	2025
Whittlesford Parkway (WLF)	a		1833	1839				1900			1933			1939	2000			2033
Audley End (AUD)	a		1842	1847				1909			1942			1947	2009			2042
Stansted Airport (SSD)	← a		1903						1945		2003					2045		2103
Ipswich (IPS)	a				1924													
London Kings Cross (KGX)	↻ 15 a	1912			1936					2011								2111
London Liverpool Street (LST)	↻ 15 a			1943				2014						2043	2114			

NOTES (see introductory pages for explanation of train operator codes and standard symbols)

- | | | | |
|---|---|---|---|
| a | Arrival time | H | To Manchester Piccadilly, see table 054 |
| d | Departure time | J | To Colchester, see table 006 |
| B | To Liverpool Lime Street, see table 054 | K | To Nottingham, see table 054 |
| E | From Birmingham New Street, see table 054 | | |
| F | From Manchester Piccadilly, see table 054 | | |
| G | From Liverpool Lime Street, see table 054 | | |

Peterborough, Norwich, Kings Lynn and Ely to Cambridge, Stansted Airport and London

Sundays

Operator	LE	EM	LE	LE	XC	GN	LE	EM	LE	LE	XC	GN	EM	LE	XC	GN	LE
Train ID	2L83	1L14	2H63	2H65	1L52	1T63	1K95	1R78	2H67	2H69	1L54	1T67	1L16	2H73	1L56	2T69	1K97
Days of operation/Notes	J	G			E	I		K	L	E	I	I	G	M	E	I	
1st Class/Reservations/Bus		◇			I◇	I		◇			I◇	I	◇		I◇	I	
Peterborough (PBO)	8 d	1945	1957		2019						2119		2143		2217		
Whittlesea (WLE)	d	1953															
March (MCH)	d	2004			2034						2134				2232		
Manea (MNE)	d	2011															
Norwich (NRW)	d						2003	2052									2208
Wymondham (WMD)	d						2015										2220
Spooner Row (SPN)	d																
Attleborough (ATL)	d						2022										2227
Eccles Road (ECS)	d																
Harling Road (HRD)	d																
Thetford (TTF)	d						2036	2120									2241
Brandon (BND)	d						2044										2249
Lakenheath (LAK)	d																
Shippea Hill (SPP)	d																
Kings Lynn (KLN)	d					2025						2125				2225	
Watlington (WTG)	d					2032						2132				2232	
Downham Market (DOW)	d					2039						2139				2239	
Littleport (LTP)	d					2048						2148				2248	
Ely (ELY)	4 a	2025	2032		2052	2056	2100	2143			2152	2156	2216		2250	2256	2305
Ely (ELY)	4 d	2027			2053	2057	2103				2153	2157			2251	2257	2306
Waterbeach (WBC)	d					2106						2206				2306	
Cambridge North (CMB)	d			2023	2042	2111	2115		2123	2142		2211		2242		2311	2318
Cambridge (CBG)	a			2028	2047	2108	2116	2120	2128	2148	2208	2216		2248	2306	2316	2324
Cambridge (CBG)	d			2031	2050	2115	2122	2125	2131	2150	2215	2222		2250		2320	
Whittlesford Parkway (WLF)	a			2039	2100			2133	2139	2200				2300			
Audley End (AUD)	a			2047	2109			2142	2147	2209				2309			
Stansted Airport (SSD)	← a					2145		2203			2245						
Ipswich (IPS)	a	2123															
London Kings Cross (KGX)	⌚ 15 a						2211					2312				0050	
London Liverpool Street (LST)	⌚ 15 a			2143	2214				2243								

NOTES (see introductory pages for explanation of train operator codes and standard symbols)

- a Arrival time
- d Departure time
- E From Birmingham New Street, see table 054
- G From Liverpool Lime Street, see table 054
- J To Colchester, see table 006
- K To Nottingham, see table 054
- L To Stratford, see table 014
- M To Bishops Stortford, see table 014