











London to Wimbledon and Sutton via Streatham and Tulse Hill

Mondays to Fridays until 2 September



































Operator Train ID Days of operation/Notes	TL	TL	SN	SN	TL	TL	SN	TL	SN	TL	SN	SN	SN	TL	SN	TL	SN	SN
	9V83 MX A	9V85 MX B	2J01 MX C	2I92 D	9V11 B	9O11 E	2I02 D	9V13 B	2H03 F	9O13 G	1I04 J	2I04 D	2J05 H	9V15 B	2H05 F	9O15 B	1I06 K	2I06 D
London Victoria (VIC)  10 d				0541			0611				0625	0641					0655	0711
Clapham Junction (CLJ) 10 d				0548			0618				0632	0648					0702	0718
Balham (BAL)  4 d				0553			0623					0653						0723
St Pancras International (STP)  15 d					0512	0527		0542		0557				0612		0627		
Farringdon (ZFD)  3 d					0517	0532		0547		0602				0617		0632		
City Thameslink (CTK) 3 d					0519	0534		0549		0604				0619		0634		
London Blackfriars (BFR)  3 d					0521	0536		0551		0606				0621		0636		
Elephant & Castle (EPH)  d					0525	0540		0555		0610				0625		0640		
Loughborough Jn (LGJ) d		0002			0530	0545		0600		0615				0630		0645		
Herne Hill (HNN) 4 d		0006			0535	0550		0605		0620				0635		0650		
London Bridge (LBG)  4 d								0601					0614		0631			
South Bermondsey (SBM) d								0605					0619		0635			
Queens Rd Peckham (QRP) d			0002					0608					0622		0638			
Peckham Rye (PMR) 4 d			0006					0611					0625		0641			
East Dulwich (EDW) d			0009					0614					0628		0644			
North Dulwich (NDL) d			0011					0617					0630		0647			
Tulse Hill (TUH) 4 a		0010	0018		0539	0554		0609	0620	0624			0634	0639	0650	0654		
Tulse Hill (TUH) 4 d		0011	0018		0540	0556		0610		0626			0634	0640		0656		
Streatham (STE) 4 d		0014	0022a		0544	0600		0614		0630			0638a	0644		0700		
Tooting (TOO) d		0019			0549			0619						0649				
Haydons Road (HYR) d		0022			0552			0622						0652				
Wimbledon (WIM)  6 a		0024			0554			0624						0654				
Wimbledon (WIM)  6 d		0025			0555			0625						0655				
Wimbledon Chase (WBO) d		0028			0558			0628						0658				
South Merton (SMO) d	0001	0030			0600			0630						0700				
Morden South (MDS) d	0004	0033			0603			0633						0703				
St Helier (SIH) d	0006	0035			0605			0635						0705				
Sutton Common (SUC) d	0008	0037			0607			0637						0707				
West Sutton (WSU) d	0011	0040			0610			0640						0710				
Mitcham Eastfields (MTC) d				0600		0604	0630			0634		0700				0704		0730
Mitcham Junction (MIJ)  d				0603		0607	0633			0637		0703				0707		0733
Hackbridge (HCB) d				0606		0610	0636			0640		0706				0710		0736
Carshalton (CSH) d				0609		0613	0639			0643	0649	0709				0713	0719	0739
Sutton (Surrey) (SUO) 4 a	0014	0044		0613	0614	0617	0643	0644		0647	0653	0713		0714		0717	0723	0743

NOTES (see introductory pages for explanation of train operator codes and standard symbols)

- a Arrival time
- d Departure time
- A From St Albans City, see table 051
- B From Luton, see table 051
- C To Selhurst, see table 164
- D To Epsom, see table 162
- E From West Hampstead Thameslink, see table 051
- F To Beckenham Junction, see table 165
- G From Kentish Town, see table 051
- H To Caterham, see table 172
- J To Horsham, see table 162
- K To Dorking, see table 162
- MX Not Mondays

London to Wimbledon and Sutton via Streatham and Tulse Hill

Mondays to Fridays until 2 September

Operator Train ID Days of operation/Notes	SN	TL	SN	TL	SN	SN	SN	TL	SN	TL	SN	SN	SN	TL	SN	TL	SN	SN
	2J07 H	9V17 A	2H07 F	9O17 A	1108 J	2108 D	2J09 H	9V19 A	2H09 F	9O19 A	1110 K	2110 D	2J11 H	9V21 A	2H11 F	9O21 A	1112 J	2112 D
London Victoria (VIC)  d					0725	0741					0755	0811					0825	0841
Clapham Junction (CLJ)  d					0732	0748					0802	0818					0832	0848
Balham (BAL)  d						0753					0823							0853
St Pancras International (STP)  d		0642		0657				0712		0727				0742		0757		
Farringdon (ZFD)  d		0647		0702				0717		0732				0747		0802		
City Thameslink (CTK)  d		0649		0704				0719		0734				0749		0804		
London Blackfriars (BFR)  d		0651		0706				0721		0736				0751		0806		
Elephant & Castle (EPH)  d		0655		0710				0725		0740				0755		0810		
Loughborough Jn (LGJ)  d		0700		0715				0730		0745				0800		0815		
Herne Hill (HNN)  d		0705		0720				0735		0750				0805		0820		
London Bridge (LBG)  d	0644		0701				0714		0731				0744		0801			
South Bermondsey (SBM)  d	0649		0705				0719		0735				0749		0805			
Queens Rd Peckham (QRP)  d	0652		0708				0722		0738				0752		0808			
Peckham Rye (PMR)  d	0655		0711				0725		0741				0755		0811			
East Dulwich (EDW)  d	0658		0714				0728		0744				0758		0814			
North Dulwich (NDL)  d	0700		0717				0730		0747				0800		0817			
Tulse Hill (TUH)  a	0704	0709	0720	0724			0734	0739	0750	0754			0804	0809	0820	0824		
Tulse Hill (TUH)  d	0704	0710		0726			0734	0740		0756			0804	0810		0827		
Streatham (STE)  d	0708a	0714		0730			0738a	0744		0800			0808a	0814		0830		
Tooting (TOO)  d		0719						0749						0819				
Haydons Road (HYR)  d		0722						0752						0822				
Wimbledon (WIM)  a		0724						0754						0824				
Wimbledon (WIM)  d		0725						0755						0825				
Wimbledon Chase (WBO)  d		0728						0758						0828				
South Merton (SMO)  d		0730						0800						0830				
Morden South (MDS)  d		0733						0803						0833				
St Helier (SIH)  d		0735						0805						0835				
Sutton Common (SUC)  d		0737						0807						0837				
West Sutton (WSU)  d		0740						0810						0840				
Mitcham Eastfields (MTC)  d				0734		0800				0804		0830				0834		0900
Mitcham Junction (MIJ)  d				0737		0803				0807		0833				0837		0903
Hackbridge (HCB)  d				0740		0806				0810		0836				0840		0906
Carshalton (CSH)  d				0743	0750	0809				0813	0819	0839				0843	0849	0909
Sutton (Surrey) (SUO)  a		0744		0747	0753	0813		0814		0817	0823	0843		0844		0847	0853	0913

NOTES (see introductory pages for explanation of train operator codes and standard symbols)

a Arrival time

d Departure time

A From St Albans City, see table 051

D To Epsom, see table 162

F To Beckenham Junction, see table 165



































H To Caterham, see table 172

J To Horsham, see table 162

K To Dorking, see table 162

London to Wimbledon and Sutton via Streatham and Tulse Hill

Mondays to Fridays until 2 September

Operator Train ID Days of operation/Notes	SN	TL	SN	TL	SN	SN	SN	TL	SN	TL	SN	SN	SN	TL	SN	TL	SN	TL	SN	SN
	2J13 H	9V23 A	2H13 F	9O23 A	1114 K	2114 D	2J15 H	9V25 A	2H15 F	9O25 A	1116 J	2116 D	2J17 H	9V27 A	2H17 F	9O27 A	1118 K	2118 D		
London Victoria (VIC)  d					0855	0911					0925	0941					0955	1011		
Clapham Junction (CLJ)  d					0902	0919					0932	0948					1002	1018		
Balham (BAL)  d						0924					0953									1023
St Pancras International (STP)  d		0812		0827				0842		0857				0912		0927				
Farringdon (ZFD)  d		0817		0832				0847		0902				0917		0932				
City Thameslink (CTK)  d		0819		0834				0849		0904				0919		0934				
London Blackfriars (BFR)  d		0821		0836				0851		0906				0921		0936				
Elephant & Castle (EPH)  d		0825		0840				0855		0910				0925		0940				
Loughborough Jn (LGJ)  d		0830		0845				0900		0915				0930		0945				
Herne Hill (HNN)  d		0835		0850				0905		0920				0935		0950				
London Bridge (LBG)  d	0815		0831				0844		0901				0914		0931					
South Bermondsey (SBM)  d	0819		0835				0849		0905				0919		0935					
Queens Rd Peckham (QRP)  d	0822		0838				0852		0908				0922		0938					
Peckham Rye (PMR)  d	0825		0841				0855		0911				0925		0941					
East Dulwich (EDW)  d	0828		0844				0858		0914				0928		0944					
North Dulwich (NDL)  d	0830		0847				0900		0917				0930		0947					
Tulse Hill (TUH)  a	0834	0839	0850	0854			0904	0909	0920	0924			0934	0939	0950	0954				
Tulse Hill (TUH)  d	0834	0840		0857			0904	0910		0927			0934	0940		0956				
Streatham (STE)  d	0838a	0844		0900			0908a	0914		0930			0938a	0944		1000				
Tooting (TOO)  d		0849						0919						0949						
Haydons Road (HYR)  d		0852						0922						0952						
Wimbledon (WIM)  a		0854						0924						0954						
Wimbledon (WIM)  d		0855						0925						0955						
Wimbledon Chase (WBO)  d		0858						0928						0958						
South Merton (SMO)  d		0900						0930						1000						
Morden South (MDS)  d		0903						0933						1003						
St Helier (SIH)  d		0905						0935						1005						
Sutton Common (SUC)  d		0907						0937						1007						
West Sutton (WSU)  d		0910						0940						1010						
Mitcham Eastfields (MTC)  d				0904		0930				0934		1000				1004		1030		
Mitcham Junction (MIJ)  d				0907		0933				0937		1003				1007		1033		
Hackbridge (HCB)  d				0910		0936				0940		1006				1010		1036		
Carshalton (CSH)  d				0913	0919	0939				0943	0949	1009				1013	1019	1039		
Sutton (Surrey) (SUO)  a		0914		0917	0923	0943		0944		0947	0953	1013		1014		1017	1023	1043		

NOTES (see introductory pages for explanation of train operator codes and standard symbols)

a Arrival time

d Departure time

A From St Albans City, see table 051

D To Epsom, see table 162

F To Beckenham Junction, see table 165



































H To Caterham, see table 172

J To Horsham, see table 162

K To Dorking, see table 162

London to Wimbledon and Sutton via Streatham and Tulse Hill

Mondays to Fridays until 2 September













Operator Train ID Days of operation/Notes	SN	TL	TL	SN	SN	SN	TL	SN	TL	SN	SN	SN	TL	TL	SN	SN	SN	TL
	2J19 H	9V29 A	9O29 A	1I20 J	2I20 D	2J21 H	9V31 A	2H21 F	9O31 A	1I22 K	2I22 D	2J23 H	9V33 A	9O33 A	1I24 J	2I24 D	2J25 H	9V35 A
London Victoria (VIC)  d				1025	1041					1055	1111				1125	1141		
Clapham Junction (CLJ)  d				1032	1048					1102	1118				1132	1148		
Balham (BAL)  d					1053						1123					1153		
St Pancras International (STP)  d		0942	0957				1012		1027				1042	1057				1112
Farringdon (ZFD)  d		0947	1002				1017		1032				1047	1102				1117
City Thameslink (CTK)  d		0949	1004				1019		1034				1049	1104				1119
London Blackfriars (BFR)  d		0951	1006				1021		1036				1051	1106				1121
Elephant & Castle (EPH)  d		0955	1010				1025		1040				1055	1110				1125
Loughborough Jn (LGJ)  d		1000	1015				1030		1045				1100	1115				1130
Herne Hill (HNH)  d		1005	1020				1035		1050				1105	1120				1135
London Bridge (LBG)  d	0944					1014		1031				1044						1114
South Bermondsey (SBM)  d	0949					1019		1035				1049						1119
Queens Rd Peckham (QRP)  d	0952					1022		1038				1052						1122
Peckham Rye (PMR)  d	0955					1025		1041				1055						1125
East Dulwich (EDW)  d	0958					1028		1044				1058						1128
North Dulwich (NDL)  d	1000					1030		1047				1100						1130
Tulse Hill (TUH)  a	1004	1009	1024			1034	1039	1050	1054			1104	1109	1124				1134
Tulse Hill (TUH)  d	1005	1010	1026			1034	1040		1056			1104	1110	1126				1134
Streatham (STE)  d	1008a	1014	1030			1038a	1044		1100			1108a	1114	1130				1138a
Tooting (TOO)  d		1019					1049						1119					1149
Haydons Road (HYR)  d		1022					1052						1122					1152
Wimbledon (WIM)  a		1024					1054						1124					1154
Wimbledon (WIM)  d		1025					1055						1125					1155
Wimbledon Chase (WBO)  d		1028					1058						1128					1158
South Merton (SMO)  d		1030					1100						1130					1200
Morden South (MDS)  d		1033					1103						1133					1203
St Helier (SIH)  d		1035					1105						1135					1205
Sutton Common (SUC)  d		1037					1107						1137					1207
West Sutton (WSU)  d		1040					1110						1140					1210
Mitcham Eastfields (MTC)  d			1034		1100				1104		1130			1134		1200		
Mitcham Junction (MIJ)  d			1037		1103				1107		1133			1137		1203		
Hackbridge (HCB)  d			1040		1106				1110		1136			1140		1206		
Carshalton (CSH)  d			1043	1049	1109				1113	1119	1139			1143	1149	1209		
Sutton (Surrey) (SUO)  a		1044	1047	1053	1113		1114		1117	1123	1143		1144	1147	1153	1213		1214

NOTES (see introductory pages for explanation of train operator codes and standard symbols)

- a Arrival time
- d Departure time
- A From St Albans City, see table 051
- D To Epsom, see table 162
- F To Beckenham Junction, see table 165
- H To Caterham, see table 172
- J To Horsham, see table 162
- K To Dorking, see table 162

London to Wimbledon and Sutton via Streatham and Tulse Hill

Mondays to Fridays until 2 September

Operator Train ID Days of operation/Notes	SN	TL	SN	SN	SN	TL	TL	SN	SN	SN	TL	SN	TL	SN	SN	SN	TL	TL
	2H25 F	9O35 A	1126 K	2126 D	2J27 H	9V37 A	9O37 A	1128 J	2128 D	2J29 H	9V39 A	2H29 F	9O39 A	1130 K	2130 D	2J31 H	9V41 A	9O41 A
London Victoria (VIC)  10 d			1155	1211				1225	1241					1255	1311			
Clapham Junction (CLJ) 10 d			1202	1218				1232	1248					1302	1318			
Balham (BAL)  4 d				1223					1254						1323			
St Pancras International (STP)   15 d		1127				1142	1157				1212		1227				1242	1257
Farringdon (ZFD)  3 d		1132				1147	1202				1217		1232				1247	1302
City Thameslink (CTK) 3 d		1134				1149	1204				1219		1234				1249	1304
London Blackfriars (BFR)  3 d		1136				1151	1206				1221		1236				1251	1306
Elephant & Castle (EPH)  d		1140				1155	1210				1225		1240				1255	1310
Loughborough Jn (LGJ) d		1145				1200	1215				1230		1245				1300	1315
Herne Hill (HNN) 4 d		1150				1205	1220				1235		1250				1305	1320
London Bridge (LBG)  4 d	1131				1144					1214		1231				1244		
South Bermondsey (SBM) d	1135				1149					1219		1235				1249		
Queens Rd Peckham (QRP) d	1138				1152					1222		1238				1252		
Peckham Rye (PMR) 4 d	1141				1155					1225		1241				1255		
East Dulwich (EDW) d	1144				1158					1228		1244				1258		
North Dulwich (NDL) d	1147				1200					1230		1247				1300		
Tulse Hill (TUH) 4 a	1150	1154			1204	1209	1224			1234	1239	1250	1254			1304	1309	1324
Tulse Hill (TUH) 4 d		1156			1204	1210	1226			1234	1240		1256			1304	1310	1326
Streatham (STE) 4 d		1200			1208a	1214	1230			1238a	1244		1300			1308a	1314	1330
Tooting (TOO) d						1219					1249						1319	
Haydons Road (HYR) d						1222					1252						1322	
Wimbledon (WIM)  6 a						1224					1254						1324	
Wimbledon (WIM)   6 d						1225					1255						1325	
Wimbledon Chase (WBO) d						1228					1258						1328	
South Merton (SMO) d						1230					1300						1330	
Morden South (MDS) d						1233					1303						1333	
St Helier (SIH) d						1235					1305						1335	
Sutton Common (SUC) d						1237					1307						1337	
West Sutton (WSU) d						1240					1310						1340	
Mitcham Eastfields (MTC) d		1204		1230				1234		1301			1304		1330			1334
Mitcham Junction (MIJ)  d		1207		1233				1237		1304			1307		1333			1337
Hackbridge (HCB) d		1210		1236				1240		1307			1310		1336			1340
Carshalton (CSH) d		1213	1219	1239				1243	1249	1309			1313	1319	1339			1343
Sutton (Surrey) (SUO) 4 a		1217	1223	1243		1244	1247	1253	1313		1314		1317	1323	1343		1344	1347

NOTES (see introductory pages for explanation of train operator codes and standard symbols)

a Arrival time

d Departure time

A From St Albans City, see table 051

D To Epsom, see table 162

F To Beckenham Junction, see table 165



































H To Caterham, see table 172

J To Horsham, see table 162

K To Dorking, see table 162

London to Wimbledon and Sutton via Streatham and Tulse Hill

Mondays to Fridays until 2 September

Operator Train ID Days of operation/Notes	SN	SN	SN	TL	SN	TL	SN	SN	SN	TL	TL	SN	SN	SN	TL	SN	TL	SN
	1132 J	2132 D	2J33 H	9V43 A	2H33 F	9O43 A	1134 K	2134 D	2J35 H	9V45 A	9O45 A	1136 J	2136 D	2J37 H	9V47 A	2H37 F	9O47 A	1138 K
London Victoria (VIC)  d	1325	1341					1355	1411				1425	1441					1455
Clapham Junction (CLJ)  d	1332	1348					1402	1418				1432	1448					1502
Balham (BAL)  d		1353						1423					1453					
St Pancras International (STP)  d				1312		1327				1342	1357				1412		1427	
Farringdon (ZFD)  d				1317		1332				1347	1402				1417		1432	
City Thameslink (CTK)  d				1319		1334				1349	1404				1419		1434	
London Blackfriars (BFR)  d				1321		1336				1351	1406				1421		1436	
Elephant & Castle (EPH)  d				1325		1340				1355	1410				1425		1440	
Loughborough Jn (LGJ)  d				1330		1345				1400	1415				1430		1445	
Herne Hill (HNN)  d				1335		1350				1405	1420				1435		1450	
London Bridge (LBG)  d			1314		1331				1344					1414		1431		
South Bermondsey (SBM)  d			1319		1335				1349					1419		1435		
Queens Rd Peckham (QRP)  d			1322		1338				1352					1422		1438		
Peckham Rye (PMR)  d			1325		1341				1355					1425		1441		
East Dulwich (EDW)  d			1328		1344				1358					1428		1444		
North Dulwich (NDL)  d			1330		1347				1400					1430		1447		
Tulse Hill (TUH)  a			1334	1339	1350	1354			1404	1409	1424			1434	1439	1450	1454	
Tulse Hill (TUH)  d			1334	1340		1356			1404	1410	1426			1434	1440		1456	
Streatham (STE)  d			1338a	1344		1400			1408a	1414	1430			1438a	1444		1500	
Tooting (TOO)  d				1349						1419					1449			
Haydons Road (HYR)  d				1352						1422					1452			
Wimbledon (WIM)  a				1354						1424					1454			
Wimbledon (WIM)  d				1355						1425					1455			
Wimbledon Chase (WBO)  d				1358						1428					1458			
South Merton (SMO)  d				1400						1430					1500			
Morden South (MDS)  d				1403						1433					1503			
St Helier (SIH)  d				1405						1435					1505			
Sutton Common (SUC)  d				1407						1437					1507			
West Sutton (WSU)  d				1410						1440					1510			
Mitcham Eastfields (MTC)  d		1400				1404		1430			1434		1500				1504	
Mitcham Junction (MIJ)  d		1403				1407		1433			1437		1503				1507	
Hackbridge (HCB)  d		1406				1410		1436			1440		1506				1510	
Carshalton (CSH)  d	1349	1409				1413	1419	1439			1443	1449	1509				1513	1519
Sutton (Surrey) (SUO)  a	1353	1413		1414		1417	1423	1443			1444	1447	1453	1513	1514		1517	1523

NOTES (see introductory pages for explanation of train operator codes and standard symbols)

a Arrival time

d Departure time

A From St Albans City, see table 051

D To Epsom, see table 162

F To Beckenham Junction, see table 165



































H To Caterham, see table 172

J To Horsham, see table 162

K To Dorking, see table 162

London to Wimbledon and Sutton via Streatham and Tulse Hill

Mondays to Fridays until 2 September

Operator Train ID Days of operation/Notes	SN	SN	TL	TL	SN	SN	SN	TL	SN	TL	SN	SN	SN	TL	SN	TL	SN	TL	SN	SN
	2I38 D	2J39 H	9V49 A	9O49 A	1140 J	2140 D	2J41 H	9V51 A	2H41 F	9O51 A	1142 K	2142 D	2J43 H	9V53 A	2H43 F	9O53 A	1144 J	2144 D	1511 D	1518 D
London Victoria (VIC)  d	1511				1525	1541					1555	1612							1625	1641
Clapham Junction (CLJ)  d	1518				1532	1548					1602	1619							1632	1648
Balham (BAL)  d	1523					1553						1624								1653
St Pancras International (STP)  d			1442	1457				1512		1527				1542		1557				
Farringdon (ZFD)  d			1447	1502				1517		1532				1547		1602				
City Thameslink (CTK)  d			1449	1504				1519		1534				1549		1604				
London Blackfriars (BFR)  d			1451	1506				1521		1536				1551		1606				
Elephant & Castle (EPH)  d			1455	1510				1525		1540				1555		1610				
Loughborough Jn (LGJ)  d			1500	1515				1530		1545				1600		1615				
Herne Hill (HNN)  d			1505	1520				1535		1550				1605		1620				
London Bridge (LBG)  d		1444					1514		1531				1544		1601					
South Bermondsey (SBM)  d		1449					1519		1535				1549		1605					
Queens Rd Peckham (QRP)  d		1452					1522		1538				1552		1608					
Peckham Rye (PMR)  d		1455					1525		1541				1555		1611					
East Dulwich (EDW)  d		1458					1528		1544				1558		1614					
North Dulwich (NDL)  d		1500					1530		1547				1600		1617					
Tulse Hill (TUH)  a		1504	1509	1524			1534	1539	1550	1554			1604	1609	1620	1624				
Tulse Hill (TUH)  d		1504	1510	1526			1534	1540		1556			1604	1610		1626				
Streatham (STE)  d		1508a	1514	1530			1538a	1544		1600			1608a	1614		1630				
Tooting (TOO)  d			1519					1549						1619						
Haydens Road (HYR)  d			1522					1552						1622						
Wimbledon (WIM)  a			1524					1554						1624						
Wimbledon (WIM)  d			1525					1555						1625						
Wimbledon Chase (WBO)  d			1528					1558						1628						
South Merton (SMO)  d			1530					1600						1630						
Morden South (MDS)  d			1533					1603						1633						
St Helier (SIH)  d			1535					1605						1635						
Sutton Common (SUC)  d			1537					1607						1637						
West Sutton (WSU)  d			1540					1610						1640						
Mitcham Eastfields (MTC)  d	1530			1534		1600				1604		1630				1634				1700
Mitcham Junction (MIJ)  d	1533			1537		1603				1607		1633				1637				1703
Hackbridge (HCB)  d	1536			1540		1606				1610		1636				1640				1706
Carshalton (CSH)  d	1539			1543	1549	1609				1613	1619	1639				1643	1649			1709
Sutton (Surrey) (SUO)  a	1543		1544	1547	1553	1613		1614		1617	1623	1643		1644		1647	1653			1713

NOTES (see introductory pages for explanation of train operator codes and standard symbols)

a Arrival time

d Departure time

A From St Albans City, see table 051

D To Epsom, see table 162

F To Beckenham Junction, see table 165



































H To Caterham, see table 172

J To Horsham, see table 162

K To Dorking, see table 162

London to Wimbledon and Sutton via Streatham and Tulse Hill

Mondays to Fridays until 2 September

Operator Train ID Days of operation/Notes	SN	TL	SN	TL	SN	SN	SN	TL	SN	TL	SN	SN	SN	TL	SN	TL	SN	TL	SN	SN
	2J45 H	9V55 A	2H45 F	9O55 A	1146 K	2146 D	2J47 H	9V57 A	2H47 F	9O57 A	1148 J	2148 D	2J49 H	9V59 A	2H49 F	9O59 A	1150 K	2150 D		
London Victoria (VIC)  d					1655	1711					1725	1741					1755	1811		
Clapham Junction (CLJ)  d					1702	1718					1732	1748					1802	1818		
Balham (BAL)  d						1723						1753								1823
St Pancras International (STP)  d		1612		1627				1642		1657				1712		1727				
Farringdon (ZFD)  d		1617		1632				1647		1702				1717		1732				
City Thameslink (CTK)  d		1619		1634				1649		1704				1719		1734				
London Blackfriars (BFR)  d		1621		1636				1651		1706				1721		1736				
Elephant & Castle (EPH)  d		1625		1640				1655		1710				1725		1740				
Loughborough Jn (LGJ)  d		1630		1645				1700		1715				1730		1745				
Herne Hill (HNN)  d		1635		1650				1705		1720				1735		1750				
London Bridge (LBG)  d	1614		1631				1644		1701				1714		1731					
South Bermondsey (SBM)  d	1619		1635				1649		1705				1719		1735					
Queens Rd Peckham (QRP)  d	1622		1638				1652		1708				1722		1738					
Peckham Rye (PMR)  d	1625		1641				1655		1711				1725		1741					
East Dulwich (EDW)  d	1628		1644				1658		1714				1728		1744					
North Dulwich (NDL)  d	1630		1647				1700		1717				1730		1747					
Tulse Hill (TUH)  a	1634	1639	1650	1654			1704	1709	1720	1724			1734	1739	1750	1754				
Tulse Hill (TUH)  d	1634	1640		1656			1704	1710		1726			1734	1740		1756				
Streatham (STE)  d	1638a	1644		1700			1708a	1714		1730			1738a	1744		1800				
Tooting (TOO)  d		1649						1719						1749						
Haydons Road (HYR)  d		1652						1722						1752						
Wimbledon (WIM)  a		1654						1724						1754						
Wimbledon (WIM)  d		1655						1725						1755						
Wimbledon Chase (WBO)  d		1658						1728						1758						
South Merton (SMO)  d		1700						1730						1800						
Morden South (MDS)  d		1703						1733						1803						
St Helier (SIH)  d		1705						1735						1805						
Sutton Common (SUC)  d		1707						1737						1807						
West Sutton (WSU)  d		1710						1740						1810						
Mitcham Eastfields (MTC)  d				1704		1730				1734	1743	1800				1804	1813	1830		
Mitcham Junction (MIJ)  d				1707		1733				1737	1746	1803				1807	1816	1833		
Hackbridge (HCB)  d				1710		1736				1740	1749	1806				1810	1819	1836		
Carshalton (CSH)  d				1713	1719	1739				1743	1752	1809				1813	1822	1839		
Sutton (Surrey) (SUO)  a		1714		1717	1723	1743		1744		1747	1755	1813		1814		1817	1825	1843		

NOTES (see introductory pages for explanation of train operator codes and standard symbols)

a Arrival time

d Departure time

A From St Albans City, see table 051

D To Epsom, see table 162

F To Beckenham Junction, see table 165






































H To Caterham, see table 172

J To Horsham, see table 162

K To Dorking, see table 162

London to Wimbledon and Sutton via Streatham and Tulse Hill

Mondays to Fridays until 2 September



































Operator Train ID Days of operation/Notes	SN	TL	SN	TL	SN	SN	SN	TL	SN	TL	SN	SN	TL	SN	TL	SN	TL	SN	TL
	2J51 H	9V61 A	2H51 F	9O61 A	1152 J	2152 D	2J93 C	9V63 A	2H53 F	9O63 A	1154 K	2J55 H	9V65 A	2H55 F	9O65 A	1156 J	2156 D	SN	TL
London Victoria (VIC)  10 d					1826	1841					1855					1925	1941		
Clapham Junction (CLJ)  10 d					1833	1848					1902					1932	1948		
Balham (BAL)  4 d						1853											1953		
St Pancras International (STP)   15 d		1742		1757				1812		1827			1842		1857				
Farringdon (ZFD)  3 d		1747		1802				1817		1832			1847		1902				
City Thameslink (CTK)  3 d		1749		1804				1819		1834			1849		1904				
London Blackfriars (BFR)  3 d		1751		1806				1821		1836			1851		1906				
Elephant & Castle (EPH)  d		1755		1810				1825		1840			1855		1910				
Loughborough Jn (LGJ)  d		1800		1815				1830		1845			1900		1915				
Herne Hill (HNH)  4 d		1805		1820				1835		1850			1905		1920				
London Bridge (LBG)  4 d	1744		1801				1814		1831			1844		1901					1914
South Bermondsey (SBM)  d	1749		1805				1819		1835			1849		1905					1919
Queens Rd Peckham (QRP)  d	1752		1808				1822		1838			1852		1908					1922
Peckham Rye (PMR)  4 d	1755		1811				1825		1841			1855		1911					1925
East Dulwich (EDW)  d	1758		1814				1828		1844			1858		1914					1928
North Dulwich (NDL)  d	1800		1817				1830		1847			1900		1917					1930
Tulse Hill (TUH)  4 a	1804	1809	1820	1824			1834	1839	1850	1854		1904	1909	1920	1924				1934
Tulse Hill (TUH)  4 d	1804	1810		1826			1834	1840		1856		1904	1910		1926				1934
Streatham (STE)  4 d	1808a	1814		1830			1838a	1844		1900		1908a	1914		1930				1938a
Tooting (TOO)  d		1819						1849					1919						
Haydons Road (HYR)  d		1822						1852					1922						
Wimbledon (WIM)   6 a		1824						1854					1924						
Wimbledon (WIM)   6 d		1825						1855					1925						
Wimbledon Chase (WBO)  d		1828						1858					1928						
South Merton (SMO)  d		1830						1900					1930						
Morden South (MDS)  d		1833						1903					1933						
St Helier (SIH)  d		1835						1905					1935						
Sutton Common (SUC)  d		1837						1907					1937						
West Sutton (WSU)  d		1840						1910					1940						
Mitcham Eastfields (MTC)  d				1834	1843	1900				1904	1913				1934				2000
Mitcham Junction (MIJ)  d				1837	1846	1903				1907	1916				1937				2003
Hackbridge (HCB)  d				1840	1849	1906				1910	1919				1940				2006
Carshalton (CSH)  d				1843	1852	1909				1913	1922				1943	1949			2009
Sutton (Surrey) (SUO)  4 a		1844		1847	1855	1913		1914		1917	1925		1944		1947	1953	2013		

NOTES (see introductory pages for explanation of train operator codes and standard symbols)

- a Arrival time
- d Departure time
- A From St Albans City, see table 051
- C To Selhurst, see table 164
- D To Epsom, see table 162
- F To Beckenham Junction, see table 165
- H To Caterham, see table 172
- J To Horsham, see table 162
- K To Dorking, see table 162

London to Wimbledon and Sutton via Streatham and Tulse Hill

Mondays to Fridays until 2 September

Operator Train ID Days of operation/Notes	TL	SN	TL	SN	SN	SN	TL	TL	SN	SN	SN	TL	SN	SN	TL	TL	SN	SN
	9V67 A	2H57 F	9O67 A	1158 K	2158 D	2J59 H	9V69 A	9O69 A	1160 J	2160 D	2J61 H	9V71 A	2162 D	2H61 F	9V73 A	9O73 A	1164 J	2164 D
London Victoria (VIC)  d				1955	2011				2025	2041			2111				2125	2141
Clapham Junction (CLJ)  d				2002	2018				2032	2048			2118				2132	2148
Balham (BAL)  d					2023					2053			2123					2154
St Pancras International (STP)  d	1912		1927				1942	1957				2012			2042	2057		
Farringdon (ZFD)  d	1917		1932				1947	2002				2017			2047	2102		
City Thameslink (CTK)  d	1919		1934				1949	2004				2019			2049	2104		
London Blackfriars (BFR)  d	1921		1936				1951	2006				2021			2051	2106		
Elephant & Castle (EPH)  d	1925		1940				1955	2010				2025			2055	2110		
Loughborough Jn (LGJ)  d	1930		1945				2000	2015				2030			2100	2115		
Herne Hill (HNH)  d	1935		1950				2005	2020				2035			2105	2120		
London Bridge (LBG)  d		1931									2014			2031				
South Bermondsey (SBM)  d		1935					1949				2019			2035				
Queens Rd Peckham (QRP)  d		1938					1952				2022			2038				
Peckham Rye (PMR)  d		1941					1955				2025			2041				
East Dulwich (EDW)  d		1944					1958				2028			2044				
North Dulwich (NDL)  d		1947					2000				2030			2047				
Tulse Hill (TUH)  a	1939	1950	1954				2004	2009	2024			2034	2039	2050	2109	2124		
Tulse Hill (TUH)  d	1940		1956				2004	2010	2026			2034	2040		2110	2126		
Streatham (STE)  d	1944		2000				2008a	2014	2030			2038a	2044		2114	2130		
Tooting (TOO)  d	1949							2019					2049		2119			
Haydons Road (HYR)  d	1952							2022					2052		2122			
Wimbledon (WIM)  a	1954							2024					2054		2124			
Wimbledon (WIM)  d	1955							2025					2055		2125			
Wimbledon Chase (WBO)  d	1958							2028					2058		2128			
South Merton (SMO)  d	2000							2030					2100		2130			
Morden South (MDS)  d	2003							2033					2103		2133			
St Helier (SIH)  d	2005							2035					2105		2135			
Sutton Common (SUC)  d	2007							2037					2107		2137			
West Sutton (WSU)  d	2010							2040					2110		2140			
Mitcham Eastfields (MTC)  d			2004		2030			2034		2100			2130			2134		2201
Mitcham Junction (MIJ)  d			2007		2033			2037		2103			2133			2137		2204
Hackbridge (HCB)  d			2010		2036			2040		2106			2136			2140		2207
Carshalton (CSH)  d			2013	2019	2039			2043	2049	2109			2139			2143	2149	2209
Sutton (Surrey) (SUO)  a	2014		2017	2024	2043		2044	2047	2053	2113		2114	2143		2144	2147	2153	2213

NOTES (see introductory pages for explanation of train operator codes and standard symbols)

a Arrival time

d Departure time

A From St Albans City, see table 051

D To Epsom, see table 162

F To Beckenham Junction, see table 165






































H To Caterham, see table 172

J To Horsham, see table 162

K To Dorking, see table 162

London to Wimbledon and Sutton via Streatham and Tulse Hill

Mondays to Fridays until 2 September



































Operator Train ID Days of operation/Notes	SN	TL	SN	TL	SN	SN	SN	TL	SN	SN	SN	TL	SN	TL	SN	SN	SN	TL	
	2J65 H	9V75 A	2H65 F	9O75 A	1166 K	2166 D	2J67 H	9V77 A	1168 J	2168 D	2J69 H	9V79 A	2H69 F	9O79 A	1170 K	2170 D	2J97 C	9V81 A	
London Victoria (VIC)  10 d					2155	2211			2225	2241					2256	2311			
Clapham Junction (CLJ)  10 d					2203	2218			2232	2248					2304	2318			
Balham (BAL)  4 d						2223				2253						2323			
St Pancras International (STP)   15 d		2112		2127				2142				2212		2227				2242	
Farringdon (ZFD)  3 d		2117		2132				2147				2217		2232				2247	
City Thameslink (CTK)  3 d		2119		2134				2149				2219		2234				2249	
London Blackfriars (BFR)  3 d		2121		2136				2151				2221		2236				2251	
Elephant & Castle (EPH)  d		2125		2140				2155				2225		2240				2255	
Loughborough Jn (LGJ)  d		2130		2145				2200				2230		2245				2300	
Herne Hill (HNN)  4 d		2135		2150				2205				2235		2250				2305	
London Bridge (LBG)  4 d	2114		2131					2144				2214		2231				2244	
South Bermondsey (SBM)  d	2119		2135					2149				2219		2235				2249	
Queens Rd Peckham (QRP)  d	2122		2138					2153				2222		2238				2252	
Peckham Rye (PMR)  4 d	2125		2141					2156				2225		2241				2255	
East Dulwich (EDW)  d	2128		2144					2159				2228		2244				2258	
North Dulwich (NDL)  d	2130		2147					2201				2230		2247				2300	
Tulse Hill (TUH)  4 a	2134	2139	2150	2154				2204	2209			2234	2239	2250	2254			2304	2309
Tulse Hill (TUH)  4 d	2134	2140		2156				2204	2210			2234	2240		2256			2304	2310
Streatham (STE)  4 d	2138a	2144		2200				2208a	2214			2238a	2244		2300			2308a	2314
Tooting (TOO)  d		2149						2219				2249		2252					2319
Haydons Road (HYR)  d		2152						2222				2252		2254					2322
Wimbledon (WIM)   6 a		2154						2224				2254		2256					2324
Wimbledon (WIM)   6 d		2155						2225				2255		2257					2325
Wimbledon Chase (WBO)  d		2158						2228				2258		2260					2328
South Merton (SMO)  d		2200						2230				2300		2302					2330
Morden South (MDS)  d		2203						2233				2303		2305					2333
St Helier (SIH)  d		2205						2235				2305		2307					2335
Sutton Common (SUC)  d		2207						2237				2307		2309					2337
West Sutton (WSU)  d		2210						2240				2310		2312					2340
Mitcham Eastfields (MTC)  d				2204								2304		2306					2330
Mitcham Junction (MIJ)  d				2207								2307		2309					2333
Hackbridge (HCB)  d				2210								2310		2312					2336
Carshalton (CSH)  d				2213	2220	2239				2249	2309			2313	2320	2339			2339
Sutton (Surrey) (SUO)  4 a		2214		2217	2224	2243		2244	2253	2313		2314		2317	2323	2343			2344

NOTES (see introductory pages for explanation of train operator codes and standard symbols)

- a Arrival time
d Departure time
- A From St Albans City, see table 051
C To Selhurst, see table 164
D To Epsom, see table 162
F To Beckenham Junction, see table 165
H To Caterham, see table 172
J To Horsham, see table 162
K To Dorking, see table 162

London to Wimbledon and Sutton via Streatham and Tulse Hill

Mondays to Fridays until 2 September

Operator Train ID Days of operation/Notes	TL	SN	TL	TL	SN
	9081 A	2198 J	9V83 A	9V85 B	2J01 C
London Victoria (VIC) 		2325			
Clapham Junction (CLJ) 		2332			
Balham (BAL) 		2337			
St Pancras International (STP) 	2257		2312	2344	
Farringdon (ZFD) 	2302		2317	2349	
City Thameslink (CTK) 					
London Blackfriars (BFR) 	2306		2321	2353	
Elephant & Castle (EPH) 	2310		2325	2357	
Loughborough Jn (LGJ) 	2315		2330	0002	
Herne Hill (HNH) 	2320		2335	0006	
London Bridge (LBG) 					2354
South Bermondsey (SBM) 					2359
Queens Rd Peckham (QRP) 					0002
Peckham Rye (PMR) 					0006
East Dulwich (EDW) 					0009
North Dulwich (NDL) 					0011
Tulse Hill (TUH) 	2324		2339	0010	0018
Tulse Hill (TUH) 	2326		2340	0011	0018
Streatham (STE) 	2330		2344	0014	0022a
Tooting (TOO) 			2349	0019	
Haydons Road (HYR) 			2352	0022	
Wimbledon (WIM) 			2354	0024	
Wimbledon (WIM) 			2355	0025	
Wimbledon Chase (WBO) 			2358	0028	
South Merton (SMO) 			0001	0030	
Morden South (MDS) 			0004	0033	
St Helier (SIH) 			0006	0035	
Sutton Common (SUC) 			0008	0037	
West Sutton (WSU) 			0011	0040	
Mitcham Eastfields (MTC) 	2334	2345			
Mitcham Junction (MIJ) 	2337	2348			
Hackbridge (HCB) 	2340	2351			
Carshalton (CSH) 	2343	2354			
Sutton (Surrey) (SUO) 	2347	2358	0014	0044	

NOTES (see introductory pages for explanation of train operator codes and standard symbols)

- a Arrival time
- d Departure time
- A From St Albans City, see table 051
- B From Luton, see table 051
- C To Selhurst, see table 164
- J To Horsham, see table 162

London to Wimbledon and Sutton via Streatham and Tulse Hill

Saturdays until 3 September



































Operator Train ID Days of operation/Notes	TL	TL	SN	TL	TL	SN	TL	TL	SN	SN	SN	TL	TL	SN	SN	SN	TL	SN
	9V83 A	9V85 B	2J01 C	9V11 B	9O11 D	2I02 E	9V13 B	9O13 D	1I04 G	2I04 E	2J05 F	9V15 B	9O15 B	1I06 G	2I06 E	2J07 F	9V17 A	2H07 H
London Victoria (VIC) 10 d						0611			0625	0641				0655	0711			
Clapham Junction (CLJ) 10 d						0618			0632	0648				0702	0718			
Balham (BAL) 4 d						0623				0653					0723			
St Pancras International (STP) 15 d				0512	0527		0542	0557				0612	0627				0642	
Farringdon (ZFD) 3 d				0517	0532		0547	0602				0617	0632				0647	
City Thameslink (CTK) 3 d																		
London Blackfriars (BFR) 3 d				0521	0536		0551	0606				0621	0636				0651	
Elephant & Castle (EPH) d				0525	0540		0555	0610				0625	0640				0655	
Loughborough Jn (LGJ) d		0002		0530	0545		0600	0615				0630	0645				0700	
Herne Hill (HNH) 4 d		0006		0535	0550		0605	0620				0635	0650				0705	
London Bridge (LBG) 4 d										0614						0644		0701
South Bermondsey (SBM) d										0619						0649		0705
Queens Rd Peckham (QRP) d			0002							0622						0652		0708
Peckham Rye (PMR) 4 d			0006							0625						0655		0711
East Dulwich (EDW) d			0009							0628						0658		0714
North Dulwich (NDL) d			0011							0630						0700		0717
Tulse Hill (TUH) 4 a		0010	0018	0539	0554		0609	0624			0634	0639	0654			0704	0709	0720
Tulse Hill (TUH) 4 d		0011	0018	0540	0556		0610	0626			0634	0640	0656			0704	0710	
Streatham (STE) 4 d		0014	0022a	0544	0600		0614	0630			0638a	0644	0700			0708a	0714	
Tooting (TOO) d		0019		0549			0619					0649					0719	
Haydons Road (HYR) d		0022		0552			0622					0652					0722	
Wimbledon (WIM) 6 a		0024		0554			0624					0654					0724	
Wimbledon (WIM) 6 d		0025		0555			0625					0655					0725	
Wimbledon Chase (WBO) d		0028		0558			0628					0658					0728	
South Merton (SMO) d	0001	0030		0600			0630					0700					0730	
Morden South (MDS) d	0004	0033		0603			0633					0703					0733	
St Helier (SIH) d	0006	0035		0605			0635					0705					0735	
Sutton Common (SUC) d	0008	0037		0607			0637					0707					0737	
West Sutton (WSU) d	0011	0040		0610			0640					0710					0740	
Mitcham Eastfields (MTC) d					0604	0630		0634		0700			0704				0730	
Mitcham Junction (MIJ) d					0607	0633		0637		0703			0707				0733	
Hackbridge (HCB) d					0610	0636		0640		0706			0710				0736	
Carshalton (CSH) d					0613	0639		0643	0649	0709			0713	0719	0739			
Sutton (Surrey) (SUO) 4 a	0014	0044		0614	0617	0643	0644	0647	0653	0713		0714	0717	0723	0743		0744	

NOTES (see introductory pages for explanation of train operator codes and standard symbols)

- a Arrival time
- d Departure time
- A From St Albans City, see table 051
- B From Luton, see table 051
- C To Selhurst, see table 164
- D From West Hampstead Thameslink, see table 051
- E To Epsom, see table 162
- F To Caterham, see table 172
- G To Dorking, see table 162
- H To Beckenham Junction, see table 165

London to Wimbledon and Sutton via Streatham and Tulse Hill

Saturdays until 3 September

Operator Train ID Days of operation/Notes	TL	SN	SN	SN	TL	SN	TL	SN	SN	SN	TL	SN	TL	SN	SN	SN	TL	SN
	9017 A	1108 J	2108 E	2J09 F	9V19 K	2H09 H	9019 A	1110 G	2110 E	2J11 F	9V21 A	2H11 H	9021 A	1112 J	2112 E	2J13 F	9V23 A	2H13 H
London Victoria (VIC)  10 d		0725	0741					0755	0811					0825	0841			
Clapham Junction (CLJ)  10 d		0732	0748					0802	0818					0832	0848			
Balham (BAL)  4 d			0753						0823						0853			
St Pancras International (STP)  15 d	0657				0712		0727				0742		0757					0812
Farringdon (ZFD)  3 d	0702				0717		0732				0747		0802					0817
City Thameslink (CTK)  3 d																		
London Blackfriars (BFR)  3 d	0706				0721		0736				0751		0806					0821
Elephant & Castle (EPH)  d	0710				0725		0740				0755		0810					0825
Loughborough Jn (LGJ)  d	0715				0730		0745				0800		0815					0830
Herne Hill (HNN)  4 d	0720				0735		0750				0805		0820					0835
London Bridge (LBG)  4 d				0714		0731				0744		0801				0814		0831
South Bermondsey (SBM)  d				0719		0735				0749		0805				0819		0835
Queens Rd Peckham (QRP)  d				0722		0738				0752		0808				0822		0838
Peckham Rye (PMR)  4 d				0725		0741				0755		0811				0825		0841
East Dulwich (EDW)  d				0728		0744				0758		0814				0828		0844
North Dulwich (NDL)  d				0730		0747				0800		0817				0830		0847
Tulse Hill (TUH)  4 a	0724			0734	0739	0750	0754			0804	0809	0820	0824			0834	0839	0850
Tulse Hill (TUH)  4 d	0726			0734	0740		0756			0804	0810		0826			0834	0840	
Streatham (STE)  4 d	0730			0738a	0744		0800			0808a	0814		0830			0838a	0844	
Tooting (TOO)  d					0749						0819							0849
Haydons Road (HYR)  d					0752						0822							0852
Wimbledon (WIM)  6 a					0754						0824							0854
Wimbledon (WIM)  6 d					0755						0825							0855
Wimbledon Chase (WBO)  d					0758						0828							0858
South Merton (SMO)  d					0800						0830							0900
Morden South (MDS)  d					0803						0833							0903
St Helier (SIH)  d					0805						0835							0905
Sutton Common (SUC)  d					0807						0837							0907
West Sutton (WSU)  d					0810						0840							0910
Mitcham Eastfields (MTC)  d	0734		0800				0804		0830				0834		0900			
Mitcham Junction (MIJ)  d	0737		0803				0807		0833				0837		0903			
Hackbridge (HCB)  d	0740		0806				0810		0836				0840		0906			
Carshalton (CSH)  d	0743	0749	0809				0813	0819	0839				0843	0849	0909			
Sutton (Surrey) (SUO)  4 a	0747	0753	0813		0814		0817	0823	0843		0844		0847	0853	0913		0914	

NOTES (see introductory pages for explanation of train operator codes and standard symbols)

a Arrival time

d Departure time

A From St Albans City, see table 051

E To Epsom, see table 162

F To Caterham, see table 172

G To Dorking, see table 162



































H To Beckenham Junction, see table 165

J To Horsham, see table 162

K From Bedford, see table 051

London to Wimbledon and Sutton via Streatham and Tulse Hill

Saturdays until 3 September

Operator Train ID Days of operation/Notes	TL	SN	SN	SN	TL	SN	TL	SN	SN	SN	TL	SN	TL	SN	SN	SN	TL	SN
	9023 A	1114 G	2114 E	2J15 F	9V25 A	2H15 H	9O25 A	1116 J	2116 E	2J17 F	9V27 A	2H17 H	9O27 A	1118 G	2118 E	2J19 F	9V29 A	2H19 H
London Victoria (VIC)  d		0855	0911					0925	0941					0955	1011			
Clapham Junction (CLJ)  d		0902	0918					0932	0948					1002	1018			
Balham (BAL)  d			0923						0953						1023			
St Pancras International (STP)  d	0827				0842		0857				0912		0927					0942
Farringdon (ZFD)  d	0832				0847		0902				0917		0932					0947
City Thameslink (CTK)  d							0904				0919		0934					0949
London Blackfriars (BFR)  d	0836				0851		0906				0921		0936					0951
Elephant & Castle (EPH)  d	0840				0855		0910				0925		0940					0955
Loughborough Jn (LGJ)  d	0845				0900		0915				0930		0945					1000
Herne Hill (HNN)  d	0850				0905		0920				0935		0950					1005
London Bridge (LBG)  d				0844		0901				0914		0931				0944		1001
South Bermondsey (SBM)  d				0849		0905				0919		0935				0949		1005
Queens Rd Peckham (QRP)  d				0852		0908				0922		0938				0952		1008
Peckham Rye (PMR)  d				0855		0911				0925		0941				0955		1011
East Dulwich (EDW)  d				0858		0914				0928		0944				0958		1014
North Dulwich (NDL)  d				0900		0917				0930		0947				1000		1017
Tulse Hill (TUH)  a	0854			0904	0909	0920	0924			0934	0939	0950	0954			1004	1009	1020
Tulse Hill (TUH)  d	0856			0904	0910		0926			0934	0940		0956			1004	1010	
Streatham (STE)  d	0900			0908a	0914		0930			0938a	0944		1000			1008a	1014	
Tooting (TOO)  d					0919						0949							1019
Haydens Road (HYR)  d					0922						0952							1022
Wimbledon (WIM)  a					0924						0954							1024
Wimbledon (WIM)  d					0925						0955							1025
Wimbledon Chase (WBO)  d					0928						0958							1028
South Merton (SMO)  d					0930						1000							1030
Morden South (MDS)  d					0933						1003							1033
St Helier (SIH)  d					0935						1005							1035
Sutton Common (SUC)  d					0937						1007							1037
West Sutton (WSU)  d					0940						1010							1040
Mitcham Eastfields (MTC)  d	0904		0930				0934		1000				1004		1030			
Mitcham Junction (MIJ)  d	0907		0933				0937		1003				1007		1033			
Hackbridge (HCB)  d	0910		0936				0940		1006				1010		1036			
Carshalton (CSH)  d	0913	0919	0939				0943	0949	1009				1013	1019	1039			
Sutton (Surrey) (SUO)  a	0917	0923	0943		0944		0947	0953	1013		1014		1017	1023	1043		1044	

NOTES (see introductory pages for explanation of train operator codes and standard symbols)

a Arrival time

d Departure time

A From St Albans City, see table 051

E To Epsom, see table 162

F To Caterham, see table 172



































G To Dorking, see table 162

H To Beckenham Junction, see table 165

J To Horsham, see table 162

London to Wimbledon and Sutton via Streatham and Tulse Hill

Saturdays until 3 September

Operator Train ID Days of operation/Notes	TL	SN	SN	SN	TL	SN	TL	SN	SN	SN	TL	SN	TL	SN	SN	SN	TL	SN
	9029 A	1120 J	2120 E	2J21 F	9V31 A	2H21 H	9031 A	1122 G	2122 E	2J23 F	9V33 A	2H23 H	9033 A	1124 J	2124 E	2J25 F	9V35 A	2H25 H
London Victoria (VIC)  10 d		1025	1041					1055	1111					1125	1141			
Clapham Junction (CLJ)  10 d		1032	1048					1102	1118					1132	1148			
Balham (BAL)  4 d			1053						1123						1153			
St Pancras International (STP)  15 d	0957				1012		1027				1042		1057					1112
Farringdon (ZFD)  3 d	1002				1017		1032				1047		1102					1117
City Thameslink (CTK)  3 d	1004				1019		1034				1049		1104					1119
London Blackfriars (BFR)  3 d	1006				1021		1036				1051		1106					1121
Elephant & Castle (EPH)  d	1010				1025		1040				1055		1110					1125
Loughborough Jn (LGJ)  d	1015				1030		1045				1100		1115					1130
Herne Hill (HNN)  4 d	1020				1035		1050				1105		1120					1135
London Bridge (LBG)  4 d				1014		1031				1044		1101				1114		1131
South Bermondsey (SBM)  d				1019		1035				1049		1105				1119		1135
Queens Rd Peckham (QRP)  d				1022		1038				1052		1108				1122		1138
Peckham Rye (PMR)  4 d				1025		1041				1055		1111				1125		1141
East Dulwich (EDW)  d				1028		1044				1058		1114				1128		1144
North Dulwich (NDL)  d				1030		1047				1100		1117				1130		1147
Tulse Hill (TUH)  4 a	1024			1034	1039	1050	1054			1104	1109	1120	1124			1134	1139	1150
Tulse Hill (TUH)  4 d	1026			1034	1040		1056			1104	1110		1126			1134		1140
Streatham (STE)  4 d	1030			1038a	1044		1100			1108a			1130			1138a		1144
Tooting (TOO)  d					1049						1119							1149
Haydens Road (HYR)  d					1052						1122							1152
Wimbledon (WIM)  6 a					1054						1124							1154
Wimbledon (WIM)  6 d					1055						1125							1155
Wimbledon Chase (WBO)  d					1058						1128							1158
South Merton (SMO)  d					1100						1130							1200
Morden South (MDS)  d					1103						1133							1203
St Helier (SIH)  d					1105						1135							1205
Sutton Common (SUC)  d					1107						1137							1207
West Sutton (WSU)  d					1110						1140							1210
Mitcham Eastfields (MTC)  d	1034		1100				1104		1130				1134		1200			
Mitcham Junction (MIJ)  d	1037		1103				1107		1133				1137		1203			
Hackbridge (HCB)  d	1040		1106				1110		1136				1140		1206			
Carshalton (CSH)  d	1043	1049	1109				1113	1119	1139				1143	1149	1209			
Sutton (Surrey) (SUO)  4 a	1047	1053	1113		1114		1117	1123	1143		1144		1147	1153	1213		1214	

NOTES (see introductory pages for explanation of train operator codes and standard symbols)

a Arrival time

d Departure time

A From St Albans City, see table 051

E To Epsom, see table 162

F To Caterham, see table 172






































G To Dorking, see table 162

H To Beckenham Junction, see table 165

J To Horsham, see table 162

London to Wimbledon and Sutton via Streatham and Tulse Hill

Saturdays until 3 September

Operator Train ID Days of operation/Notes	TL	SN	SN	SN	TL	SN	TL	SN	SN	SN	TL	SN	TL	SN	SN	SN	TL	SN
	9035 A	1126 G	2126 E	2J27 F	9V37 A	2H27 H	9037 A	1128 J	2128 E	2J29 F	9V39 A	2H29 H	9039 A	1130 G	2130 E	2J31 F	9V41 A	2H31 H
London Victoria (VIC)  10 d		1155	1211					1225	1241					1255	1311			
Clapham Junction (CLJ)  10 d		1202	1218					1232	1248					1302	1318			
Balham (BAL)  4 d			1223						1253						1323			
St Pancras International (STP)   15 d	1127				1142		1157				1212		1227				1242	
Farringdon (ZFD)  3 d	1132				1147		1202				1217		1232				1247	
City Thameslink (CTK)  3 d	1134				1149		1204				1219		1234				1249	
London Blackfriars (BFR)  3 d	1136				1151		1206				1221		1236				1251	
Elephant & Castle (EPH)  d	1140				1155		1210				1225		1240				1255	
Loughborough Jn (LGJ)  d	1145				1200		1215				1230		1245				1300	
Herne Hill (HNN)  4 d	1150				1205		1220				1235		1250				1305	
London Bridge (LBG)  4 d				1144		1201				1214		1231				1244		1301
South Bermondsey (SBM)  d				1149		1205				1219		1235				1249		1305
Queens Rd Peckham (QRP)  d				1152		1208				1222		1238				1252		1308
Peckham Rye (PMR)  4 d				1155		1211				1225		1241				1255		1311
East Dulwich (EDW)  d				1158		1214				1228		1244				1258		1314
North Dulwich (NDL)  d				1200		1217				1230		1247				1300		1317
Tulse Hill (TUH)  4 a	1154			1204	1209	1220	1224			1234	1239	1250	1254			1304	1309	1320
Tulse Hill (TUH)  4 d	1156			1204	1210		1226			1234	1240		1256			1304	1310	
Streatham (STE)  4 d	1200			1208a	1214		1230			1238a	1244		1300			1308a	1314	
Tooting (TOO)  d					1219						1249						1319	
Haydons Road (HYR)  d					1222						1252						1322	
Wimbledon (WIM)   6 a					1224						1254						1324	
Wimbledon (WIM)   6 d					1225						1255						1325	
Wimbledon Chase (WBO)  d					1228						1258						1328	
South Merton (SMO)  d					1230						1300						1330	
Morden South (MDS)  d					1233						1303						1333	
St Helier (SIH)  d					1235						1305						1335	
Sutton Common (SUC)  d					1237						1307						1337	
West Sutton (WSU)  d					1240						1310						1340	
Mitcham Eastfields (MTC)  d	1204		1230				1234		1300				1304		1330			
Mitcham Junction (MIJ)  d	1207		1233				1237		1303				1307		1333			
Hackbridge (HCB)  d	1210		1236				1240		1306				1310		1336			
Carshalton (CSH)  d	1213	1219	1239				1243	1249	1309				1313	1319	1339			
Sutton (Surrey) (SUO)  4 a	1217	1223	1243		1244		1247	1253	1313		1314		1317	1323	1343		1344	

NOTES (see introductory pages for explanation of train operator codes and standard symbols)

a Arrival time

d Departure time

A From St Albans City, see table 051

E To Epsom, see table 162

F To Caterham, see table 172



































G To Dorking, see table 162

H To Beckenham Junction, see table 165

J To Horsham, see table 162

London to Wimbledon and Sutton via Streatham and Tulse Hill

Saturdays until 3 September

Operator Train ID Days of operation/Notes	TL	SN	SN	SN	TL	SN	TL	SN	SN	SN	TL	SN	TL	SN	SN	SN	TL	SN
	9041 A	1132 J	2132 E	2J33 F	9V43 A	2H33 H	9043 A	1134 G	2134 E	2J35 F	9V45 A	2H35 H	9045 A	1136 J	2136 E	2J37 F	9V47 A	2H37 H
London Victoria (VIC)  d		1325	1341					1355	1411					1425	1441			
Clapham Junction (CLJ)  d		1332	1348					1402	1418					1432	1448			
Balham (BAL)  d			1353						1423						1453			
St Pancras International (STP)  d	1257				1312		1327				1342		1357				1412	
Farringdon (ZFD)  d	1302				1317		1332				1347		1402				1417	
City Thameslink (CTK)  d	1304				1319		1334				1349		1404				1419	
London Blackfriars (BFR)  d	1306				1321		1336				1351		1406				1421	
Elephant & Castle (EPH)  d	1310				1325		1340				1355		1410				1425	
Loughborough Jn (LGJ)  d	1315				1330		1345				1400		1415				1430	
Herne Hill (HNN)  d	1320				1335		1350				1405		1420				1435	
London Bridge (LBG)  d				1314		1331				1344		1401				1414		1431
South Bermondsey (SBM)  d				1319		1335				1349		1405				1419		1435
Queens Rd Peckham (QRP)  d				1322		1338				1352		1408				1422		1438
Peckham Rye (PMR)  d				1325		1341				1355		1411				1425		1441
East Dulwich (EDW)  d				1328		1344				1358		1414				1428		1444
North Dulwich (NDL)  d				1330		1347				1400		1417				1430		1447
Tulse Hill (TUH)  a	1324			1334	1339	1350	1354			1404	1409	1420	1424			1434	1439	1450
Tulse Hill (TUH)  d	1326			1334	1340		1356			1404	1410		1426			1434	1440	
Streatham (STE)  d	1330			1338a	1344		1400			1408a	1414		1430			1438a	1444	
Tooting (TOO)  d					1349						1419						1449	
Haydons Road (HYR)  d					1352						1422						1452	
Wimbledon (WIM)  a					1354						1424						1454	
Wimbledon (WIM)  d					1355						1425						1455	
Wimbledon Chase (WBO)  d					1358						1428						1458	
South Merton (SMO)  d					1400						1430						1500	
Morden South (MDS)  d					1403						1433						1503	
St Helier (SIH)  d					1405						1435						1505	
Sutton Common (SUC)  d					1407						1437						1507	
West Sutton (WSU)  d					1410						1440						1510	
Mitcham Eastfields (MTC)  d	1334		1400				1404		1430				1434		1500			
Mitcham Junction (MIJ)  d	1337		1403				1407		1433				1437		1503			
Hackbridge (HCB)  d	1340		1406				1410		1436				1440		1506			
Carshalton (CSH)  d	1343	1349	1409				1413	1419	1439				1443	1449	1509			
Sutton (Surrey) (SUO)  a	1347	1353	1413		1414		1417	1423	1443		1444		1447	1453	1513		1514	

NOTES (see introductory pages for explanation of train operator codes and standard symbols)

a Arrival time

d Departure time

A From St Albans City, see table 051

E To Epsom, see table 162

F To Caterham, see table 172





































G To Dorking, see table 162

H To Beckenham Junction, see table 165

J To Horsham, see table 162

London to Wimbledon and Sutton via Streatham and Tulse Hill

Saturdays until 3 September

Operator Train ID Days of operation/Notes	TL	SN	SN	SN	TL	SN	TL	SN	SN	SN	TL	SN	TL	SN	SN	SN	TL	SN
	9047 A	1138 G	2138 E	2J39 F	9V49 A	2H39 H	9049 A	1140 J	2140 E	2J41 F	9V51 A	2H41 H	9051 A	1142 G	2142 E	2J43 F	9V53 A	2H43 H
London Victoria (VIC)  10 d		1455	1511					1525	1541					1555	1611			
Clapham Junction (CLJ)  10 d		1502	1518					1532	1548					1602	1618			
Balham (BAL)  4 d			1523					1553						1623				
St Pancras International (STP)   15 d	1427				1442		1457				1512		1527				1542	
Farringdon (ZFD)  3 d	1432				1447		1502				1517		1532				1547	
City Thameslink (CTK)  3 d	1434				1449		1504				1519		1534				1549	
London Blackfriars (BFR)  3 d	1436				1451		1506				1521		1536				1551	
Elephant & Castle (EPH)  d	1440				1455		1510				1525		1540				1555	
Loughborough Jn (LGJ)  d	1445				1500		1515				1530		1545				1600	
Herne Hill (HNN)  4 d	1450				1505		1520				1535		1550				1605	
London Bridge (LBG)  4 d				1444		1501				1514		1531				1544		1601
South Bermondsey (SBM)  d				1449		1505				1519		1535				1549		1605
Queens Rd Peckham (QRP)  d				1452		1508				1522		1538				1552		1608
Peckham Rye (PMR)  4 d				1455		1511				1525		1541				1555		1611
East Dulwich (EDW)  d				1458		1514				1528		1544				1558		1614
North Dulwich (NDL)  d				1500		1517				1530		1547				1600		1617
Tulse Hill (TUH)  4 a	1454			1504	1509	1520	1524			1534	1539	1550	1554			1604	1609	1620
Tulse Hill (TUH)  4 d	1456			1504	1510		1526			1534	1540		1556			1604	1610	
Streatham (STE)  4 d	1500			1508a	1514		1530			1538a	1544		1600			1608a	1614	
Tooting (TOO)  d					1519						1549						1619	
Haydons Road (HYR)  d					1522						1552						1622	
Wimbledon (WIM)  6 a					1524						1554						1624	
Wimbledon (WIM)   6 d					1525						1555						1625	
Wimbledon Chase (WBO)  d					1528						1558						1628	
South Merton (SMO)  d					1530						1600						1630	
Morden South (MDS)  d					1533						1603						1633	
St Helier (SIH)  d					1535						1605						1635	
Sutton Common (SUC)  d					1537						1607						1637	
West Sutton (WSU)  d					1540						1610						1640	
Mitcham Eastfields (MTC)  d	1504			1530			1534		1600				1604			1630		
Mitcham Junction (MIJ)  d	1507			1533			1537		1603				1607			1633		
Hackbridge (HCB)  d	1510			1536			1540		1606				1610			1636		
Carshalton (CSH)  d	1513	1519	1539				1543	1549	1609				1613	1619	1639			
Sutton (Surrey) (SUO)  4 a	1517	1523	1543		1544		1547	1553	1613		1614		1617	1623	1643		1644	

NOTES (see introductory pages for explanation of train operator codes and standard symbols)

a Arrival time
d Departure time

A From St Albans City, see table 051
E To Epsom, see table 162
F To Caterham, see table 172
G To Dorking, see table 162
H To Beckenham Junction, see table 165
J To Horsham, see table 162

London to Wimbledon and Sutton via Streatham and Tulse Hill

Saturdays until 3 September

Operator Train ID Days of operation/Notes	TL	SN	SN	SN	TL	SN	TL	SN	SN	SN	TL	SN	TL	SN	SN	SN	TL	SN
	9053 A	1144 J	2144 E	2J45 F	9V55 A	2H45 H	9055 A	1146 G	2146 E	2J47 F	9V57 A	2H47 H	9057 A	1148 J	2148 E	2J49 F	9V59 A	2H49 H
London Victoria (VIC) 10 d		1625	1641					1655	1711					1725	1741			
Clapham Junction (CLJ) 10 d		1632	1648					1702	1718					1732	1748			
Balham (BAL) 4 d			1653						1723						1753			
St Pancras International (STP) 15 d	1557				1612		1627				1642		1657				1712	
Farringdon (ZFD) 3 d	1602				1617		1632				1647		1702				1717	
City Thameslink (CTK) 3 d	1604				1619		1634				1649		1704				1719	
London Blackfriars (BFR) 3 d	1606				1621		1636				1651		1706				1721	
Elephant & Castle (EPH) d	1610				1625		1640				1655		1710				1725	
Loughborough Jn (LGJ) d	1615				1630		1645				1700		1715				1730	
Herne Hill (HNN) 4 d	1620				1635		1650				1705		1720				1735	
London Bridge (LBG) 4 d				1614		1631				1644		1701				1714		1731
South Bermondsey (SBM) d				1619		1635				1649		1705				1719		1735
Queens Rd Peckham (QRP) d				1622		1638				1652		1708				1722		1738
Peckham Rye (PMR) 4 d				1625		1641				1655		1711				1725		1741
East Dulwich (EDW) d				1628		1644				1658		1714				1728		1744
North Dulwich (NDL) d				1630		1647				1700		1717				1730		1747
Tulse Hill (TUH) 4 a	1624			1634	1639	1650	1654			1704	1709	1720	1724			1734	1739	1750
Tulse Hill (TUH) 4 d	1626			1634	1640		1656			1704	1710		1726			1734	1740	
Streatham (STE) 4 d	1630			1638a	1644		1700			1708a	1714		1730			1738a	1744	
Tooting (TOO) d					1649						1719						1749	
Haydons Road (HYR) d					1652						1722						1752	
Wimbledon (WIM) 6 a					1654						1724						1754	
Wimbledon (WIM) 6 d					1655						1725						1755	
Wimbledon Chase (WBO) d					1658						1728						1758	
South Merton (SMO) d					1700						1730						1800	
Morden South (MDS) d					1703						1733						1803	
St Helier (SIH) d					1705						1735						1805	
Sutton Common (SUC) d					1707						1737						1807	
West Sutton (WSU) d					1710						1740						1810	
Mitcham Eastfields (MTC) d	1634		1700				1704		1730				1734		1800			
Mitcham Junction (MIJ) d	1637		1703				1707		1733				1737		1803			
Hackbridge (HCB) d	1640		1706				1710		1736				1740		1806			
Carshalton (CSH) d	1643	1649	1709				1713	1719	1739				1743	1749	1809			
Sutton (Surrey) (SUO) 4 a	1647	1653	1713		1714		1717	1723	1743		1744		1747	1753	1813		1814	

NOTES (see introductory pages for explanation of train operator codes and standard symbols)

a Arrival time

d Departure time

A From St Albans City, see table 051

E To Epsom, see table 162

F To Caterham, see table 172



































G To Dorking, see table 162

H To Beckenham Junction, see table 165

J To Horsham, see table 162

London to Wimbledon and Sutton via Streatham and Tulse Hill

Saturdays until 3 September

Operator Train ID Days of operation/Notes	TL	SN	SN	SN	TL	SN	TL	SN	SN	SN	TL	SN	TL	SN	SN	SN	TL	SN
	9059 A	1150 G	2150 E	2J51 F	9V61 A	2H51 H	9061 A	1152 G	2152 E	2J53 F	9V63 A	2H53 H	9063 A	1154 G	2154 E	2J55 F	9V65 A	2H55 H
London Victoria (VIC)  d		1755	1811					1825	1841					1855	1911			
Clapham Junction (CLJ)  d		1802	1818					1832	1848					1902	1918			
Balham (BAL)  d			1823						1853						1923			
St Pancras International (STP)  d	1727				1742		1757				1812		1827				1842	
Farringdon (ZFD)  d	1732				1747		1802				1817		1832				1847	
City Thameslink (CTK)  d	1734				1749		1804				1819		1834				1849	
London Blackfriars (BFR)  d	1736				1751		1806				1821		1836				1851	
Elephant & Castle (EPH)  d	1740				1755		1810				1825		1840				1855	
Loughborough Jn (LGJ)  d	1745				1800		1815				1830		1845				1900	
Herne Hill (HNN)  d	1750				1805		1820				1835		1850				1905	
London Bridge (LBG)  d				1744		1801				1814		1831				1844		1901
South Bermondsey (SBM)  d				1749		1805				1819		1835				1849		1905
Queens Rd Peckham (QRP)  d				1752		1808				1822		1838				1852		1908
Peckham Rye (PMR)  d				1755		1811				1825		1841				1855		1911
East Dulwich (EDW)  d				1758		1814				1828		1844				1858		1914
North Dulwich (NDL)  d				1800		1817				1830		1847				1900		1917
Tulse Hill (TUH)  a	1754			1804	1809	1820	1824			1834	1839	1850	1854			1904	1909	1920
Tulse Hill (TUH)  d	1756			1804	1810		1826			1834	1840		1856			1904	1910	
Streatham (STE)  d	1800			1808a	1814		1830			1838a	1844		1900			1908a	1914	
Tooting (TOO)  d					1819						1849						1919	
Haydens Road (HYR)  d					1822						1852						1922	
Wimbledon (WIM)  a					1824						1854						1924	
Wimbledon (WIM)  d					1825						1855						1925	
Wimbledon Chase (WBO)  d					1828						1858						1928	
South Merton (SMO)  d					1830						1900						1930	
Morden South (MDS)  d					1833						1903						1933	
St Helier (SIH)  d					1835						1905						1935	
Sutton Common (SUC)  d					1837						1907						1937	
West Sutton (WSU)  d					1840						1910						1940	
Mitcham Eastfields (MTC)  d	1804		1830				1834		1900				1904		1930			
Mitcham Junction (MIJ)  d	1807		1833				1837		1903				1907		1933			
Hackbridge (HCB)  d	1810		1836				1840		1906				1910		1936			
Carshalton (CSH)  d	1813	1819	1839				1843	1849	1909				1913	1919	1939			
Sutton (Surrey) (SUO)  a	1817	1823	1843		1844		1847	1853	1913		1914		1917	1923	1943		1944	

NOTES (see introductory pages for explanation of train operator codes and standard symbols)

a Arrival time

d Departure time

A From St Albans City, see table 051

E To Epsom, see table 162



































F To Caterham, see table 172

G To Dorking, see table 162

H To Beckenham Junction, see table 165

London to Wimbledon and Sutton via Streatham and Tulse Hill

Saturdays until 3 September

Operator Train ID Days of operation/Notes	TL	SN	SN	SN	TL	SN	TL	SN	SN	SN	TL	SN	TL	SN	SN	SN	TL	SN
	9065 A	1156 G	2156 E	2J57 F	9V67 A	2H57 H	9067 A	1158 G	2158 E	2J59 F	9V69 A	2H59 H	9069 A	1160 G	2160 E	2J61 F	9V71 A	2H61 H
London Victoria (VIC)  d		1925	1941					1955	2011					2025	2041			
Clapham Junction (CLJ)  d		1932	1948					2002	2018					2032	2048			
Balham (BAL)  d			1953						2023						2053			
St Pancras International (STP)  d	1857				1912		1927				1942		1957					2012
Farringdon (ZFD)  d	1902				1917		1932				1947		2002					2017
City Thameslink (CTK)  d	1904				1919		1934				1949		2004					2019
London Blackfriars (BFR)  d	1906				1921		1936				1951		2006					2021
Elephant & Castle (EPH)  d	1910				1925		1940				1955		2010					2025
Loughborough Jn (LGJ)  d	1915				1930		1945				2000		2015					2030
Herne Hill (HNN)  d	1920				1935		1950				2005		2020					2035
London Bridge (LBG)  d				1914		1931				1944		2001				2014		2031
South Bermondsey (SBM)  d				1919		1935				1949		2005				2019		2035
Queens Rd Peckham (QRP)  d				1922		1938				1952		2008				2022		2038
Peckham Rye (PMR)  d				1925		1941				1955		2011				2025		2041
East Dulwich (EDW)  d				1928		1944				1958		2014				2028		2044
North Dulwich (NDL)  d				1930		1947				2000		2017				2030		2047
Tulse Hill (TUH)  a	1924			1934	1939	1950	1954			2004	2009	2020	2024			2034	2039	2050
Tulse Hill (TUH)  d	1926			1934	1940		1956			2004	2010		2026			2034	2040	
Streatham (STE)  d	1930			1938a	1944		2000			2008a	2014		2030			2038a	2044	
Tooting (TOO)  d					1949						2019							2049
Haydens Road (HYR)  d					1952						2022							2052
Wimbledon (WIM)  a					1954						2024							2054
Wimbledon (WIM)  d					1955						2025							2055
Wimbledon Chase (WBO)  d					1958						2028							2058
South Merton (SMO)  d					2000						2030							2100
Morden South (MDS)  d					2003						2033							2103
St Helier (SIH)  d					2005						2035							2105
Sutton Common (SUC)  d					2007						2037							2107
West Sutton (WSU)  d					2010						2040							2110
Mitcham Eastfields (MTC)  d	1934		2000				2004		2030				2034		2100			
Mitcham Junction (MIJ)  d	1937		2003				2007		2033				2037		2103			
Hackbridge (HCB)  d	1940		2006				2010		2036				2040		2106			
Carshalton (CSH)  d	1943	1949	2009				2013	2019	2039				2043	2049	2109			
Sutton (Surrey) (SUO)  a	1947	1953	2013		2014		2017	2023	2043		2044		2047	2053	2113		2114	

NOTES (see introductory pages for explanation of train operator codes and standard symbols)

a Arrival time

d Departure time

A From St Albans City, see table 051

E To Epsom, see table 162

F To Caterham, see table 172

G To Dorking, see table 162

H To Beckenham Junction, see table 165

London to Wimbledon and Sutton via Streatham and Tulse Hill

Saturdays until 3 September



















Operator Train ID Days of operation/Notes	TL	SN	SN	SN	TL	SN	TL	SN	SN	SN	TL	SN	TL	SN	SN	SN	TL	SN
	9071 A	1162 G	2162 E	2J63 F	9V73 A	2H63 H	9073 A	1164 G	2164 E	2J65 F	9V75 A	2H65 H	9075 A	1166 G	2166 E	2J67 F	9V77 A	2H67 H
London Victoria (VIC) 10 d		2055	2111					2125	2141					2155	2211			
Clapham Junction (CLJ) 10 d		2102	2118					2132	2148					2202	2218			
Balham (BAL) 4 d			2123						2153						2223			
St Pancras International (STP) 15 d	2027				2042		2057				2112		2127				2142	
Farringdon (ZFD) 3 d	2032				2047		2102				2117		2132				2147	
City Thameslink (CTK)	2034				2049													
London Blackfriars (BFR) 3 d	2036				2051		2106				2121		2136				2151	
Elephant & Castle (EPH) d	2040				2055		2110				2125		2140				2155	
Loughborough Jn (LGJ) d	2045				2100		2115				2130		2145				2200	
Herne Hill (HNN) 4 d	2050				2105		2120				2135		2150				2205	
London Bridge (LBG) 4 d				2044		2101				2114		2131				2144		2201
South Bermondsey (SBM) d				2049		2105				2119		2135				2149		2205
Queens Rd Peckham (QRP) d				2052		2108				2122		2138				2152		2208
Peckham Rye (PMR) 4 d				2055		2111				2125		2141				2155		2211
East Dulwich (EDW) d				2058		2114				2128		2144				2158		2214
North Dulwich (NDL) d				2100		2117				2130		2147				2200		2217
Tulse Hill (TUH) 4 a	2054			2104	2109	2120	2124			2134	2139	2150	2154			2204	2209	2220
Tulse Hill (TUH) 4 d	2056			2104	2110		2126			2134	2140		2156			2204	2210	
Streatham (STE) 4 d	2100			2108a	2114		2130			2138a	2144		2200			2208a	2214	
Tooting (TOO) d					2119						2149						2219	
Haydons Road (HYR) d					2122						2152						2222	
Wimbledon (WIM) 6 a					2124						2154						2224	
Wimbledon (WIM) 6 d					2125						2155						2225	
Wimbledon Chase (WBO) d					2128						2158						2228	
South Merton (SMO) d					2130						2200						2230	
Morden South (MDS) d					2133						2203						2233	
St Helier (SIH) d					2135						2205						2235	
Sutton Common (SUC) d					2137						2207						2237	
West Sutton (WSU) d					2140						2210						2240	
Mitcham Eastfields (MTC) d	2104		2130				2134		2200				2204		2230			
Mitcham Junction (MIJ) d	2107		2133				2137		2203				2207		2233			
Hackbridge (HCB) d	2110		2136				2140		2206				2210		2236			
Carshalton (CSH) d	2113	2119	2139				2143	2149	2209				2213	2219	2239			
Sutton (Surrey) (SUO) 4 a	2117	2123	2143		2144		2147	2153	2213		2214		2217	2223	2243		2244	

NOTES (see introductory pages for explanation of train operator codes and standard symbols)

- a Arrival time
- d Departure time
- A From St Albans City, see table 051
- E To Epsom, see table 162
- F To Caterham, see table 172
- G To Dorking, see table 162
- H To Beckenham Junction, see table 165

London to Wimbledon and Sutton via Streatham and Tulse Hill

Saturdays until 3 September

Operator Train ID Days of operation/Notes	TL	SN	SN	SN	TL	SN	TL	SN	SN	SN	TL	SN	TL	SN	SN	TL	SN	TL	SN
	9077 A	1168 G	2168 E	2J69 F	9V79 A	2H69 H	9079 A	1170 G	2170 E	2J95 C	9V81 A	2H91 L	9081 A	1172 G	2J97 C	9V83 A	2172 E	2H93 L	
London Victoria (VIC)  d		2225	2241					2255	2311							2325			2345
Clapham Junction (CLJ)  d		2233	2249					2302	2318						2332			2353	
Balham (BAL)  d			2253						2323									2357	
St Pancras International (STP)  d	2157				2212		2227				2242		2257					2312	
Farringdon (ZFD)  d	2202				2217		2232				2247		2302					2317	
City Thameslink (CTK)  d																			
London Blackfriars (BFR)  d	2206				2221		2236				2251		2306					2321	
Elephant & Castle (EPH)  d	2210				2225		2240				2255		2310					2325	
Loughborough Jn (LGJ) d	2215				2230		2245				2300		2315					2330	
Herne Hill (HNN)  d	2220				2235		2250				2305		2320					2335	
London Bridge (LBG)  d				2214		2231				2245		2301				2314		2331	
South Bermondsey (SBM) d				2219		2235				2249		2305				2319		2335	
Queens Rd Peckham (QRP) d				2222		2238				2252		2308				2322		2338	
Peckham Rye (PMR)  d				2225		2241				2255		2311				2325		2341	
East Dulwich (EDW) d				2228		2244				2258		2314				2328		2344	
North Dulwich (NDL) d				2230		2247				2300		2317				2330		2347	
Tulse Hill (TUH)  a	2224			2234	2239	2250	2254			2304	2309	2320	2324		2334	2339		2350	
Tulse Hill (TUH)  d	2226			2234	2240		2256			2304	2310		2326		2334	2340			
Streatham (STE)  d	2230			2238a	2244		2300			2308a	2314		2330		2338a	2344			
Tooting (TOO) d					2249						2319							2349	
Haydons Road (HYR) d					2252						2322							2352	
Wimbledon (WIM)  a					2254						2324							2354	
Wimbledon (WIM)  d					2255						2325							2355	
Wimbledon Chase (WBO) d					2258						2328							2358	
South Merton (SMO) d					2300						2330							0001	
Morden South (MDS) d					2303						2333							0004	
St Helier (SIH) d					2305						2335							0006	
Sutton Common (SUC) d					2307						2337							0008	
West Sutton (WSU) d					2310						2340							0011	
Mitcham Eastfields (MTC) d	2234		2300				2304		2330				2334					0004	
Mitcham Junction (MIJ)  d	2237		2303				2307		2333				2337					0007	
Hackbridge (HCB) d	2240		2306				2310		2336				2340					0010	
Carshalton (CSH) d	2243	2249	2309				2313	2319	2339				2343	2352c				0013	
Sutton (Surrey) (SUO)  a	2247	2253	2313		2314		2317	2323	2343		2344		2347	2358		0014	0017		

NOTES (see introductory pages for explanation of train operator codes and standard symbols)

- a Arrival time
d Departure time
c Arrives 3 minutes earlier

- A From St Albans City, see table 051
C To Selhurst, see table 164
E To Epsom, see table 162
F To Caterham, see table 172
G To Dorking, see table 162
H To Beckenham Junction, see table 165
L To Norwood Junction, see table 165

London to Wimbledon and Sutton via Streatham and Tulse Hill

Saturdays until 3 September

Operator	TL	SN	SN	SN
Train ID	9V85	2J99	2K74	2J76
Days of operation/Notes	B	C	SUM L	SUM C
London Victoria (VIC)	10 d			
Clapham Junction (CLJ)	10 d			
Balham (BAL)	4 d			
St Pancras International (STP)	15 d	2344		
Farringdon (ZFD)	3 d	2349		
City Thameslink (CTK)	3 d			
London Blackfriars (BFR)	3 d	2353		
Elephant & Castle (EPH)	d	2357		
Loughborough Jn (LGJ)	d	0002		
Herne Hill (HNH)	4 d	0006		
London Bridge (LBG)	4 d	2355	0001	0025
South Bermondsey (SBM)	d	2359	0007	0029
Queens Rd Peckham (QRP)	d	0002	0010	0034
Peckham Rye (PMR)	4 d	0006	0012	0037
East Dulwich (EDW)	d	0009	0015	0041
North Dulwich (NDL)	d	0011	0017	0043
Tulse Hill (TUH)	4 a	0010	0019	0047
Tulse Hill (TUH)	4 d	0011	0019	0047
Streatham (STE)	4 d	0014	0023a	0051a
Tooting (TOO)	d	0019		
Haydens Road (HYR)	d	0022		
Wimbledon (WIM)	6 a	0024		
Wimbledon (WIM)	6 d	0025		
Wimbledon Chase (WBO)	d	0028		
South Merton (SMO)	d	0030		
Morden South (MDS)	d	0033		
St Helier (SIH)	d	0035		
Sutton Common (SUC)	d	0037		
West Sutton (WSU)	d	0040		
Mitcham Eastfields (MTC)	d			
Mitcham Junction (MIJ)	d			
Hackbridge (HCB)	d			
Carshalton (CSH)	d			
Sutton (Surrey) (SUO)	4 a	0044		

NOTES (see introductory pages for explanation of train operator codes and standard symbols)

a Arrival time

d Departure time

B From Luton, see table 051

C To Selhurst, see table 164

L To Norwood Junction, see table 165

SUM Sunday mornings

London to Wimbledon and Sutton via Streatham and Tulse Hill

Sundays until 4 September

Operator Train ID Days of operation/Notes	TL 9V83 A	SN 2172 B	TL 9V85 C	SN 2J99 D	SN 2K74 E	SN 2J76 D	SN 2192 F	SN 2194 F	SN 2J09 G	SN 2H09 H	SN 2196 F	SN 2J11 G	SN 2H11 H	SN 2198 F	SN 2J13 G	TL 9O23	SN 2H13 H	SN 2112 B
London Victoria (VIC) 10 d							0640	0710			0740				0810			0841
Clapham Junction (CLJ) 10 d							0647	0717			0747				0817			0848
Balham (BAL) 4 d							0653	0723			0752				0823			0853
St Pancras International (STP) 15 d																		
Farringdon (ZFD) 3 d																		
City Thameslink (CTK) 3 d																		
London Blackfriars (BFR) 3 d																		
Elephant & Castle (EPH) d																		
Loughborough Jn (LGJ) d			0002															
Herne Hill (HNN) 4 d			0006															
London Bridge (LBG) 4 d					0001	0025			0716	0735		0746	0805		0817	0830	0833	
South Bermondsey (SBM) d					0007	0029			0724e	0739		0753c	0809		0824c		0837	
Queens Rd Peckham (QRP) d				0002	0010	0034			0727	0742		0756	0812		0827		0840	
Peckham Rye (PMR) 4 d				0006	0012	0037			0731	0745		0800	0815		0830	0839	0843	
East Dulwich (EDW) d				0009	0015	0041			0734	0748		0803	0818		0833		0846	
North Dulwich (NDL) d				0011	0017	0043			0737	0751		0806	0821		0835		0848	
Tulse Hill (TUH) 4 a			0010	0019	0021	0047			0740	0754		0809	0824		0838	0845	0852	
Tulse Hill (TUH) 4 d			0011	0019		0047			0743			0813			0839	0847		
Streatham (STE) 4 d			0014	0023a		0051a			0746a			0816a			0842a	0851		
Tooting (TOO) d			0019															
Haydons Road (HYR) d			0022															
Wimbledon (WIM) 6 a			0024															
Wimbledon (WIM) 6 d			0025															
Wimbledon Chase (WBO) d			0028															
South Merton (SMO) d	0001		0030															
Morden South (MDS) d	0004		0033															
St Helier (SIH) d	0006		0035															
Sutton Common (SUC) d	0008		0037															
West Sutton (WSU) d	0011		0040															
Mitcham Eastfields (MTC) d		0004					0700	0730			0800			0830		0855	0900	
Mitcham Junction (MIJ) d		0007					0703	0733			0803			0833		0858	0903	
Hackbridge (HCB) d		0010					0706	0736			0806			0836		0901	0906	
Carshalton (CSH) d		0013					0709	0739			0809			0839		0904	0909	
Sutton (Surrey) (SUO) 4 a	0014	0017	0044				0712	0742			0812			0842		0907	0913	

NOTES (see introductory pages for explanation of train operator codes and standard symbols)

- a Arrival time
- d Departure time
- c Arrives 3 minutes earlier
- e Arrives 4 minutes earlier

- A From St Albans City, see table 051
- B To Epsom, see table 162
- C From Luton, see table 051
- D To Selhurst, see table 164
- E To Norwood Junction, see table 165
- F To Dorking, see table 162
- G To East Croydon, see table 164
- H To Crystal Palace, see table 165

London to Wimbledon and Sutton via Streatham and Tulse Hill

Sundays until 4 September

Operator Train ID Days of operation/Notes	SN 2J15 G	SN 1114 F	TL 9O25	SN 2H15 H	SN 2I14 B	SN 1116 F	SN 2J17 G	TL 9O27	SN 2H17 H	SN 2I16 B	SN 1118 F	SN 2J19 G	TL 9V29 C	TL 9O29	SN 2I18 B	SN 2H19 H	SN 1I20 F	SN 2I20 B
London Victoria (VIC) 10 d		0855			0911	0925				0941	0955				1011		1025	1041
Clapham Junction (CLJ) 10 d		0903			0918	0932				0948	1002				1018		1032	1048
Balham (BAL) 4 d					0923					0953					1023			1053
St Pancras International (STP) 15 d													0937					
Farringdon (ZFD) 3 d													0941					
City Thameslink (CTK) 3 d																		
London Blackfriars (BFR) 3 d								0929					0946	0959				
Elephant & Castle (EPH) d								0933					0951	1003				
Loughborough Jn (LGJ) d								0938					0956	1008				
Herne Hill (HNH) 4 d								0942					1000	1012				
London Bridge (LBG) 4 d	0847		0900	0903			0914		0931			0944					1001	
South Bermondsey (SBM) d	0854c			0907			0919		0935			0949					1005	
Queens Rd Peckham (QRP) d	0857			0910			0922		0938			0952					1008	
Peckham Rye (PMR) 4 d	0900		0909	0913			0925		0941			0955					1011	
East Dulwich (EDW) d	0903			0916			0928		0944			0958					1014	
North Dulwich (NDL) d	0905			0918			0930		0947			1000					1017	
Tulse Hill (TUH) 4 a	0908		0915	0922			0933	0946	0952			1003	1005	1016			1020	
Tulse Hill (TUH) 4 d	0909		0917				0934	0947				1004	1007	1017				
Streatham (STE) 4 d	0912a		0921				0937a	0951				1007a	1011	1021				
Tooting (TOO) d													1017					
Haydons Road (HYR) d													1020					
Wimbledon (WIM) 6 a													1023					
Wimbledon (WIM) 6 d													1023					
Wimbledon Chase (WBO) d													1028					
South Merton (SMO) d													1030					
Morden South (MDS) d													1033					
St Helier (SIH) d													1035					
Sutton Common (SUC) d													1037					
West Sutton (WSU) d													1040					
Mitcham Eastfields (MTC) d			0925		0930			0955		1000				1025	1030			1100
Mitcham Junction (MIJ) d			0928		0933			0958		1003				1028	1033			1103
Hackbridge (HCB) d			0931		0936			1001		1006				1031	1036			1106
Carshalton (CSH) d		0920	0934		0939	0949		1004		1009	1019			1034	1039		1049	1109
Sutton (Surrey) (SUO) 4 a		0924	0937		0943	0953		1007		1013	1023		1044	1037	1043		1053	1113











NOTES (see introductory pages for explanation of train operator codes and standard symbols)

- a Arrival time
- d Departure time
- c Arrives 3 minutes earlier

- B To Epsom, see table 162
- C From Luton, see table 051
- F To Dorking, see table 162
- G To East Croydon, see table 164
- H To Crystal Palace, see table 165

London to Wimbledon and Sutton via Streatham and Tulse Hill

Sundays until 4 September

Operator Train ID Days of operation/Notes	SN	TL	SN	TL	SN	SN	SN	TL	SN	TL	SN	SN	SN	TL	SN	TL	SN	TL	SN	TL
	2J21 G	9V31 C	2H21 H	9O31	1122 F	2122 B	2J23 G	9V33 C	2H23 H	9O33	1124 F	2124 B	2J25 G	9V35 C	2H25 H	9O35	1126 F	2126 B		
London Victoria (VIC)  10 d					1055	1111					1125	1141					1155	1211		
Clapham Junction (CLJ) 10 d					1102	1118					1132	1148					1202	1218		
Balham (BAL)  4 d						1123						1153								1223
St Pancras International (STP)  15 d		1007						1037						1107						
Farringdon (ZFD)  3 d		1011						1041						1111						
City Thameslink (CTK) 3 d																				
London Blackfriars (BFR)  3 d		1016		1036				1046		1106				1116		1136				
Elephant & Castle (EPH)  d		1021		1040				1051		1110				1121		1140				
Loughborough Jn (LGJ) d		1026		1045				1056		1115				1126		1145				
Herne Hill (HNH) 4 d		1030		1050				1100		1120				1130		1150				
London Bridge (LBG)  4 d	1014		1031				1044		1101				1114		1131					
South Bermondsey (SBM) d	1019		1035				1049		1105				1119		1135					
Queens Rd Peckham (QRP) d	1022		1038				1052		1108				1122		1138					
Peckham Rye (PMR) 4 d	1025		1041				1055		1111				1125		1141					
East Dulwich (EDW) d	1028		1044				1058		1114				1128		1144					
North Dulwich (NDL) d	1030		1047				1100		1117				1130		1147					
Tulse Hill (TUH) 4 a	1033	1035	1050	1054			1103	1105	1120	1124			1133	1135	1150	1154				
Tulse Hill (TUH) 4 d	1034	1037		1057			1104	1107		1127			1134	1137		1157				
Streatham (STE) 4 d	1037a	1041		1101			1107a	1111		1131			1137a	1141		1201				
Tooting (TOO) d		1047						1119						1149						
Haydons Road (HYR) d		1050						1122						1152						
Wimbledon (WIM)  6 a		1053						1124						1154						
Wimbledon (WIM)  6 d		1053						1125						1155						
Wimbledon Chase (WBO) d		1058						1128						1158						
South Merton (SMO) d		1100						1130						1200						
Morden South (MDS) d		1103						1133						1203						
St Helier (SIH) d		1105						1135						1205						
Sutton Common (SUC) d		1107						1137						1207						
West Sutton (WSU) d		1110						1140						1210						
Mitcham Eastfields (MTC) d				1105		1130				1135		1200				1205		1230		
Mitcham Junction (MIJ)  d				1108		1133				1138		1203				1208		1233		
Hackbridge (HCB) d				1111		1136				1141		1206				1211		1236		
Carshalton (CSH) d				1114	1119	1139				1144	1149	1209				1214	1219	1239		
Sutton (Surrey) (SUO) 4 a		1114		1117	1123	1143		1144		1147	1153	1213		1214		1217	1223	1243		

NOTES (see introductory pages for explanation of train operator codes and standard symbols)

a Arrival time

d Departure time

B To Epsom, see table 162

C From Luton, see table 051











F To Dorking, see table 162

G To East Croydon, see table 164

H To Crystal Palace, see table 165

London to Wimbledon and Sutton via Streatham and Tulse Hill

Sundays until 4 September

Operator Train ID Days of operation/Notes	SN	TL	SN	TL	SN	SN	SN	TL	SN	TL	SN	SN	SN	TL	SN	TL	SN	TL	SN	SN
	2J27 G	9V37 C	2H27 H	9O37	1128 F	2I28 B	2J29 G	9V39 C	2H29 H	9O39	1130 F	2I30 B	2J31 G	9V41 C	2H31 H	9O41 C	1132 F	2I32 B	1325 F	1341 B
London Victoria (VIC)  10 d					1225	1241					1255	1311							1325	1341
Clapham Junction (CLJ) 10 d					1232	1248					1302	1318							1332	1348
Balham (BAL)  4 d						1253						1323								1353
St Pancras International (STP)  15 d		1137		1157				1207		1227				1237		1257				
Farringdon (ZFD)  3 d		1141		1201				1211		1231				1241		1301				
City Thameslink (CTK) 3 d																				
London Blackfriars (BFR)  3 d		1146		1206				1216		1236				1246		1306				
Elephant & Castle (EPH)  d		1151		1210				1221		1240				1251		1310				
Loughborough Jn (LGJ) d		1156		1215				1226		1245				1256		1315				
Herne Hill (HNN) 4 d		1200		1220				1234f		1250				1304f		1320				
London Bridge (LBG)  4 d	1144		1201				1214		1231				1244		1301					
South Bermondsey (SBM) d	1149		1205				1219		1235				1249		1305					
Queens Rd Peckham (QRP) d	1152		1208				1222		1238				1252		1308					
Peckham Rye (PMR) 4 d	1155		1211				1225		1241				1255		1311					
East Dulwich (EDW) d	1158		1214				1228		1244				1258		1314					
North Dulwich (NDL) d	1200		1217				1230		1247				1300		1317					
Tulse Hill (TUH) 4 a	1203	1205	1220	1224			1233	1239	1250	1254			1303	1309	1320	1324				
Tulse Hill (TUH) 4 d	1204	1207		1227			1234	1239		1257			1304	1309		1327				
Streatham (STE) 4 d	1207a	1211		1231			1237a	1243		1301			1307a	1313		1331				
Tooting (TOO) d		1219						1249						1319						
Haydons Road (HYR) d		1222						1252						1322						
Wimbledon (WIM)  6 a		1224						1254						1324						
Wimbledon (WIM)  6 d		1225						1255						1325						
Wimbledon Chase (WBO) d		1228						1258						1328						
South Merton (SMO) d		1230						1300						1330						
Morden South (MDS) d		1233						1303						1333						
St Helier (SIH) d		1235						1305						1335						
Sutton Common (SUC) d		1237						1307						1337						
West Sutton (WSU) d		1240						1310						1340						
Mitcham Eastfields (MTC) d				1235		1300				1305		1330						1335		1400
Mitcham Junction (MIJ)  d				1238		1303				1308		1333						1338		1403
Hackbridge (HCB) d				1241		1306				1311		1336						1341		1406
Carshalton (CSH) d				1244	1249	1309				1314	1319	1339						1344	1349	1409
Sutton (Surrey) (SUO) 4 a		1244		1247	1253	1313		1314		1317	1323	1343		1344				1347	1353	1413



































NOTES (see introductory pages for explanation of train operator codes and standard symbols)

- a Arrival time
d Departure time
f Arrives 5 minutes earlier

- B To Epsom, see table 162
C From Luton, see table 051
F To Dorking, see table 162
G To East Croydon, see table 164
H To Crystal Palace, see table 165

London to Wimbledon and Sutton via Streatham and Tulse Hill



































Sundays until 4 September

Operator Train ID Days of operation/Notes	SN	TL	SN	TL	SN	SN	SN	TL	SN	TL	SN	SN	SN	TL	SN	TL	SN	TL	SN	SN
	2J33 G	9V43 C	2H33 H	9O43 A	1134 F	2134 B	2J35 G	9V45 C	2H35 H	9O45 A	1136 F	2136 B	2J37 G	9V47 C	2H37 H	9O47 A	1138 F	2138 B		
London Victoria (VIC)  10 d					1355	1411					1425	1441					1455	1511		
Clapham Junction (CLJ)  10 d					1402	1418					1432	1448					1502	1518		
Balham (BAL)  4 d						1423						1453						1523		
St Pancras International (STP)  15 d		1312		1327				1342		1357				1412		1427				
Farringdon (ZFD)  3 d		1316		1331				1346		1401				1416		1431				
City Thameslink (CTK)  3 d																				
London Blackfriars (BFR)  3 d		1321		1336				1351		1406				1421		1436				
Elephant & Castle (EPH)  d		1325		1340				1355		1410				1425		1440				
Loughborough Jn (LGJ)  d		1330		1345				1400		1415				1430		1445				
Herne Hill (HNN)  4 d		1334		1350				1404		1420				1434		1450				
London Bridge (LBG)  4 d	1314		1331				1344		1401				1414		1431					
South Bermondsey (SBM)  d	1319		1335				1349		1405				1419		1435					
Queens Rd Peckham (QRP)  d	1322		1338				1352		1408				1422		1438					
Peckham Rye (PMR)  4 d	1325		1341				1355		1411				1425		1441					
East Dulwich (EDW)  d	1328		1344				1358		1414				1428		1444					
North Dulwich (NDL)  d	1330		1347				1400		1417				1430		1447					
Tulse Hill (TUH)  4 a	1333	1339	1350	1354			1403	1409	1420	1424			1433	1439	1450	1454				
Tulse Hill (TUH)  4 d	1334	1339		1357			1404	1409		1427			1434	1439		1457				
Streatham (STE)  4 d	1337a	1343		1401			1407a	1413		1431			1437a	1443		1501				
Tooting (TOO)  d		1349						1419						1449						
Haydons Road (HYR)  d		1352						1422						1452						
Wimbledon (WIM)  6 a		1354						1424						1454						
Wimbledon (WIM)  6 d		1355						1425						1455						
Wimbledon Chase (WBO)  d		1358						1428						1458						
South Merton (SMO)  d		1400						1430						1500						
Morden South (MDS)  d		1403						1433						1503						
St Helier (SIH)  d		1405						1435						1505						
Sutton Common (SUC)  d		1407						1437						1507						
West Sutton (WSU)  d		1410						1440						1510						
Mitcham Eastfields (MTC)  d				1405		1430				1435		1500				1505		1530		
Mitcham Junction (MIJ)  d				1408		1433				1438		1503				1508		1533		
Hackbridge (HCB)  d				1411		1436				1441		1506				1511		1536		
Carshalton (CSH)  d				1414	1419	1439				1444	1449	1509				1514	1519	1539		
Sutton (Surrey) (SUO)  4 a		1414		1417	1423	1443		1444		1447	1453	1513		1514		1517	1523	1543		

NOTES (see introductory pages for explanation of train operator codes and standard symbols)**a** Arrival time**d** Departure time**A** From St Albans City, see table 051**B** To Epsom, see table 162**C** From Luton, see table 051**F** To Dorking, see table 162**G** To East Croydon, see table 164**H** To Crystal Palace, see table 165

London to Wimbledon and Sutton via Streatham and Tulse Hill

Sundays until 4 September

Operator Train ID Days of operation/Notes	SN	TL	SN	TL	SN	SN	SN	TL	SN	TL	SN	SN	SN	TL	SN	TL	SN	TL	SN	SN
	2J39 G	9V49 C	2H39 H	9O49 A	1140 F	2140 B	2J41 G	9V51 C	2H41 H	9O51 A	1142 F	2142 B	2J43 G	9V53 C	2H43 H	9O53 A	1144 F	2144 B	1144 F	2144 B
London Victoria (VIC)  d					1525	1541					1555	1611							1625	1641
Clapham Junction (CLJ)  d					1532	1548					1602	1618							1632	1648
Balham (BAL)  d						1553						1623								1653
St Pancras International (STP)  d		1442		1457				1512		1527				1542		1557				
Farringdon (ZFD)  d		1446		1501				1516		1531				1546		1601				
City Thameslink (CTK)  d																				
London Blackfriars (BFR)  d		1451		1506				1521		1536				1551		1606				
Elephant & Castle (EPH)  d		1455		1510				1525		1540				1555		1610				
Loughborough Jn (LGJ)  d		1500		1515				1530		1545				1600		1615				
Herne Hill (HNN)  d		1504		1520				1534		1550				1604		1620				
London Bridge (LBG)  d	1444		1501				1514		1531				1544		1601					
South Bermondsey (SBM)  d	1449		1505				1519		1535				1549		1605					
Queens Rd Peckham (QRP)  d	1452		1508				1522		1538				1552		1608					
Peckham Rye (PMR)  d	1455		1511				1525		1541				1555		1611					
East Dulwich (EDW)  d	1458		1514				1528		1544				1558		1614					
North Dulwich (NDL)  d	1500		1517				1530		1547				1600		1617					
Tulse Hill (TUH)  a	1503	1509	1520	1524			1533	1539	1550	1554			1603	1609	1620	1624				
Tulse Hill (TUH)  d	1504	1509		1527			1534	1539		1557			1604	1609		1627				
Streatham (STE)  d	1507a	1513		1531			1537a	1543		1601			1607a	1613		1631				
Tooting (TOO)  d		1519						1549						1619						
Haydons Road (HYR)  d		1522						1552						1622						
Wimbledon (WIM)  a		1524						1554						1624						
Wimbledon (WIM)  d		1525						1555						1625						
Wimbledon Chase (WBO)  d		1528						1558						1628						
South Merton (SMO)  d		1530						1600						1630						
Morden South (MDS)  d		1533						1603						1633						
St Helier (SIH)  d		1535						1605						1635						
Sutton Common (SUC)  d		1537						1607						1637						
West Sutton (WSU)  d		1540						1610						1640						
Mitcham Eastfields (MTC)  d				1535		1600				1605		1630				1635				1700
Mitcham Junction (MIJ)  d				1538		1603				1608		1633				1638				1703
Hackbridge (HCB)  d				1541		1606				1611		1636				1641				1706
Carshalton (CSH)  d				1544	1549	1609				1614	1619	1639				1644	1649			1709
Sutton (Surrey) (SUO)  a		1544		1547	1553	1613		1614		1617	1623	1643		1644		1647	1653			1713

NOTES (see introductory pages for explanation of train operator codes and standard symbols)

a Arrival time

d Departure time

A From St Albans City, see table 051

B To Epsom, see table 162

C From Luton, see table 051



































F To Dorking, see table 162

G To East Croydon, see table 164

H To Crystal Palace, see table 165

London to Wimbledon and Sutton via Streatham and Tulse Hill































Sundays until 4 September

Operator Train ID Days of operation/Notes	SN	TL	SN	TL	SN	SN	SN	TL	SN	TL	SN	SN	SN	TL	SN	TL	SN	TL	SN	TL
	2J45 G	9V55 C	2H45 H	9O55 A	1146 F	2146 B	2J47 G	9V57 C	2H47 H	9O57 A	1148 F	2148 B	2J49 G	9V59 C	2H49 H	9O59 A	1150 F	2150 B		
London Victoria (VIC)  d					1655	1711					1725	1741					1755	1811		
Clapham Junction (CLJ)  d					1702	1718					1732	1748					1802	1818		
Balham (BAL)  d						1723						1753						1823		
St Pancras International (STP)  d		1612		1627				1642		1657				1712		1727				
Farringdon (ZFD)  d		1616		1631				1646		1701				1716		1731				
City Thameslink (CTK)  d																				
London Blackfriars (BFR)  d		1621		1636				1651		1706				1721		1736				
Elephant & Castle (EPH)  d		1625		1640				1655		1710				1725		1740				
Loughborough Jn (LGJ)  d		1630		1645				1700		1715				1730		1745				
Herne Hill (HNN)  d		1634		1650				1704		1720				1734		1750				
London Bridge (LBG)  d	1614		1631				1644		1701			1714		1731						
South Bermondsey (SBM)  d	1619		1635				1649		1705			1719		1735						
Queens Rd Peckham (QRP)  d	1622		1638				1652		1708			1722		1738						
Peckham Rye (PMR)  d	1625		1641				1655		1711			1725		1741						
East Dulwich (EDW)  d	1628		1644				1658		1714			1728		1744						
North Dulwich (NDL)  d	1630		1647				1700		1717			1730		1747						
Tulse Hill (TUH)  a	1633	1639	1650	1654			1703	1709	1720	1724		1733	1739	1750	1754					
Tulse Hill (TUH)  d	1634	1639		1657			1704	1709		1727		1734	1739		1757					
Streatham (STE)  d	1637a	1643		1701			1707a	1713		1731		1737a	1743		1801					
Tooting (TOO)  d		1649						1719					1749							
Haydens Road (HYR)  d		1652						1722					1752							
Wimbledon (WIM)  a		1654						1724					1754							
Wimbledon (WIM)  d		1655						1725					1755							
Wimbledon Chase (WBO)  d		1658						1728					1758							
South Merton (SMO)  d		1700						1730					1800							
Morden South (MDS)  d		1703						1733					1803							
St Helier (SIH)  d		1705						1735					1805							
Sutton Common (SUC)  d		1707						1737					1807							
West Sutton (WSU)  d		1710						1740					1810							
Mitcham Eastfields (MTC)  d				1705		1730				1735		1800				1805		1830		
Mitcham Junction (MIJ)  d				1708		1733				1738		1803				1808		1833		
Hackbridge (HCB)  d				1711		1736				1741		1806				1811		1836		
Carshalton (CSH)  d				1714	1719	1739				1744	1749	1809				1814	1819	1839		
Sutton (Surrey) (SUO)  a		1714		1717	1723	1743		1744		1747	1753	1813		1814		1817	1823	1843		

NOTES (see introductory pages for explanation of train operator codes and standard symbols)**a** Arrival time**d** Departure time**A** From St Albans City, see table 051**B** To Epsom, see table 162**C** From Luton, see table 051**F** To Dorking, see table 162**G** To East Croydon, see table 164**H** To Crystal Palace, see table 165

London to Wimbledon and Sutton via Streatham and Tulse Hill

Sundays until 4 September

Operator Train ID Days of operation/Notes	SN	TL	SN	TL	SN	SN	SN	TL	SN	TL	SN	SN	SN	TL	SN	TL	SN	TL	SN	TL
	2J51 G	9V61 C	2H51 H	9O61 A	1152 F	2152 B	2J53 G	9V63 C	2H53 H	9O63 A	1154 F	2154 B	2J55 G	9V65 C	2H55 H	9O65 A	1156 F	2156 B		
London Victoria (VIC)  d					1825	1841					1855	1911							1925	1941
Clapham Junction (CLJ)  d					1832	1848					1902	1918							1932	1948
Balham (BAL)  d						1853						1923								1953
St Pancras International (STP)  d		1742		1757				1812		1827				1842		1857				
Farringdon (ZFD)  d		1746		1801				1816		1831				1846		1901				
City Thameslink (CTK)  d																				
London Blackfriars (BFR)  d		1751		1806				1821		1836				1851		1906				
Elephant & Castle (EPH)  d		1755		1810				1825		1840				1855		1910				
Loughborough Jn (LGJ)  d		1800		1815				1830		1845				1900		1915				
Herne Hill (HNN)  d		1804		1820				1834		1850				1904		1920				
London Bridge (LBG)  d	1744		1801				1814		1831				1844		1901					
South Bermondsey (SBM)  d	1749		1805				1819		1835				1849		1905					
Queens Rd Peckham (QRP)  d	1752		1808				1822		1838				1852		1908					
Peckham Rye (PMR)  d	1755		1811				1825		1841				1855		1911					
East Dulwich (EDW)  d	1758		1814				1828		1844				1858		1914					
North Dulwich (NDL)  d	1800		1817				1830		1847				1900		1917					
Tulse Hill (TUH)  a	1803	1809	1820	1824			1833	1839	1850	1854			1903	1909	1920	1924				
Tulse Hill (TUH)  d	1804	1809		1827			1834	1839		1857			1904	1909		1927				
Streatham (STE)  d	1807a	1813		1831			1837a	1843		1901			1907a	1913		1931				
Tooting (TOO)  d		1819						1849						1919						
Haydons Road (HYR)  d		1822						1852						1922						
Wimbledon (WIM)  a		1824						1854						1924						
Wimbledon (WIM)  d		1825						1855						1925						
Wimbledon Chase (WBO)  d		1828						1858						1928						
South Merton (SMO)  d		1830						1900						1930						
Morden South (MDS)  d		1833						1903						1933						
St Helier (SIH)  d		1835						1905						1935						
Sutton Common (SUC)  d		1837						1907						1937						
West Sutton (WSU)  d		1840						1910						1940						
Mitcham Eastfields (MTC)  d				1835		1900				1905		1930				1935				2000
Mitcham Junction (MIJ) d				1838		1903				1908		1933				1938				2003
Hackbridge (HCB) d				1841		1906				1911		1936				1941				2006
Carshalton (CSH) d				1844	1849	1909				1914	1919	1939				1944	1949			2009
Sutton (Surrey) (SUO) a		1844		1847	1853	1913		1914		1917	1923	1943		1944		1947	1953			2013



































NOTES (see introductory pages for explanation of train operator codes and standard symbols)

a Arrival time
d Departure time

A From St Albans City, see table 051
B To Epsom, see table 162
C From Luton, see table 051
F To Dorking, see table 162
G To East Croydon, see table 164
H To Crystal Palace, see table 165

London to Wimbledon and Sutton via Streatham and Tulse Hill



















Sundays until 4 September

Operator Train ID Days of operation/Notes	SN	TL	SN	TL	SN	SN	SN	TL	SN	TL	SN	SN	SN	TL	SN	TL	SN	TL	SN	SN
	2J57 G	9V67 C	2H57 H	9O67 A	1158 F	2158 B	2J59 G	9V69 C	2H59 H	9O69 A	1160 F	2160 B	2J61 G	9V71 C	2H61 H	9O71 A	1162 F	2162 B	1162 F	2162 B
London Victoria (VIC)  10 d					1955	2011					2025	2041					2055	2111		
Clapham Junction (CLJ)  10 d					2002	2018					2032	2048					2102	2118		
Balham (BAL)  4 d						2024						2053								2123
St Pancras International (STP)  15 d		1912		1927				1942		1957				2012		2027				
Farringdon (ZFD)  3 d		1916		1931				1946		2001				2016		2031				
City Thameslink (CTK)  3 d																				
London Blackfriars (BFR)  3 d		1921		1936				1951		2006				2021		2036				
Elephant & Castle (EPH)  d		1925		1940				1955		2010				2025		2040				
Loughborough Jn (LGJ)  d		1930		1945				2000		2015				2030		2045				
Herne Hill (HNN)  4 d		1934		1950				2004		2020				2034		2050				
London Bridge (LBG)  4 d	1914		1931				1944		2001				2014		2031					
South Bermondsey (SBM)  d	1919		1935				1949		2005				2019		2035					
Queens Rd Peckham (QRP)  d	1922		1938				1952		2008				2022		2038					
Peckham Rye (PMR)  4 d	1925		1941				1955		2011				2025		2041					
East Dulwich (EDW)  d	1928		1944				1958		2014				2028		2044					
North Dulwich (NDL)  d	1930		1947				2000		2017				2030		2047					
Tulse Hill (TUH)  4 a	1933	1939	1950	1954			2003	2009	2020	2024			2033	2039	2050	2054				
Tulse Hill (TUH)  4 d	1934	1939		1957			2004	2009		2027			2034	2039		2057				
Streatham (STE)  4 d	1937a	1943		2001			2007a	2013		2031			2037a	2043		2101				
Tooting (TOO)  d		1949						2019						2049						
Haydons Road (HYR)  d		1952						2022						2052						
Wimbledon (WIM)  6 a		1954						2024						2054						
Wimbledon (WIM)  6 d		1955						2025						2055						
Wimbledon Chase (WBO)  d		1958						2028						2058						
South Merton (SMO)  d		2000						2030						2100						
Morden South (MDS)  d		2003						2033						2103						
St Helier (SIH)  d		2005						2035						2105						
Sutton Common (SUC)  d		2007						2037						2107						
West Sutton (WSU)  d		2010						2040						2110						
Mitcham Eastfields (MTC)  d				2005		2031				2035		2100				2105				2130
Mitcham Junction (MIJ)  d				2008		2034				2038		2103				2108				2133
Hackbridge (HCB)  d				2011		2037				2041		2106				2111				2136
Carshalton (CSH)  d				2014	2019	2039				2044	2049	2109				2114	2119			2139
Sutton (Surrey) (SUO)  4 a		2014		2017	2023	2043		2044		2047	2053	2113		2114		2117	2123			2143

NOTES (see introductory pages for explanation of train operator codes and standard symbols)**a** Arrival time**d** Departure time**A** From St Albans City, see table 051**B** To Epsom, see table 162**C** From Luton, see table 051**F** To Dorking, see table 162**G** To East Croydon, see table 164**H** To Crystal Palace, see table 165

London to Wimbledon and Sutton via Streatham and Tulse Hill

Sundays until 4 September



































Operator Train ID Days of operation/Notes	SN	TL	SN	TL	SN	SN	SN	TL	SN	TL	SN	SN	SN	TL	SN	SN	SN	SN
	2J63 G	9V73 C	2H63 H	9073 A	1164 F	2164 B	2J65 G	9V75 C	2H65 H	9075 A	1166 F	2166 B	2J67 G	9V77 C	2H67 H	2J69 G	1168 F	2H69 E
London Victoria (VIC)  d					2125	2141					2155	2211						2225
Clapham Junction (CLJ)  d					2132	2148					2202	2218						2232
Balham (BAL)  d						2153						2223						
St Pancras International (STP)  d		2042		2057				2112		2127				2142				
Farringdon (ZFD)  d		2046		2101				2116		2131				2146				
City Thameslink (CTK)  d																		
London Blackfriars (BFR)  d		2051		2106				2121		2136				2151				
Elephant & Castle (EPH)  d		2055		2110				2125		2140				2155				
Loughborough Jn (LGJ) d		2100		2115				2130		2145				2200				
Herne Hill (HNN)  d		2104		2120				2134		2150				2204				
London Bridge (LBG)  d	2044		2101				2114		2131			2144			2201	2214		2231
South Bermondsey (SBM) d	2049		2105				2119		2135			2149			2205	2219		2235
Queens Rd Peckham (QRP) d	2052		2108				2122		2138			2152			2208	2222		2238
Peckham Rye (PMR)  d	2055		2111				2125		2141			2155			2211	2225		2241
East Dulwich (EDW) d	2058		2114				2128		2144			2158			2214	2228		2244
North Dulwich (NDL) d	2100		2117				2130		2147			2200			2217	2230		2247
Tulse Hill (TUH)  a	2103	2109	2120	2124			2133	2139	2150	2154			2203	2209	2220	2233		2250
Tulse Hill (TUH)  d	2104	2109		2127			2134	2139		2157			2204	2209				2234
Streatham (STE)  d	2107a	2113		2131			2137a	2143		2201			2207a	2213				2237a
Tooting (TOO) d		2119						2149						2219				
Haydons Road (HYR) d		2122						2152						2222				
Wimbledon (WIM)  a		2124						2154						2224				
Wimbledon (WIM)  d		2125						2155						2225				
Wimbledon Chase (WBO) d		2128						2158						2228				
South Merton (SMO) d		2130						2200						2230				
Morden South (MDS) d		2133						2203						2233				
St Helier (SIH) d		2135						2205						2235				
Sutton Common (SUC) d		2137						2207						2237				
West Sutton (WSU) d		2140						2210						2240				
Mitcham Eastfields (MTC) d				2135		2200				2205		2230						
Mitcham Junction (MIJ)  d				2138		2203				2208		2233						
Hackbridge (HCB) d				2141		2206				2211		2236						
Carshalton (CSH) d				2144	2149	2209				2214	2219	2239					2249	
Sutton (Surrey) (SUO)  a		2144		2147	2153	2213		2214		2217	2223	2243		2244				2253

NOTES (see introductory pages for explanation of train operator codes and standard symbols)

- a Arrival time
d Departure time
- A From St Albans City, see table 051
B To Epsom, see table 162
C From Luton, see table 051
E To Norwood Junction, see table 165
F To Dorking, see table 162
G To East Croydon, see table 164
H To Crystal Palace, see table 165

London to Wimbledon and Sutton via Streatham and Tulse Hill

Sundays until 4 September

Operator Train ID Days of operation/Notes	SN	SN	SN	SN	SN	SN	SN
	2168 B	2J71 G	1170 F	2H71 E	2170 B	2J73 G	1172 F
London Victoria (VIC)  d	2241		2255		2311		2325
Clapham Junction (CLJ)  d	2249		2305		2319		2332
Balham (BAL)  d	2253				2323		2337
St Pancras International (STP)  d							
Farringdon (ZFD)  d							
City Thameslink (CTK)  d							
London Blackfriars (BFR)  d							
Elephant & Castle (EPH)  d							
Loughborough Jn (LGJ)  d							
Herne Hill (HNH)  d							
London Bridge (LBG)  d		2244		2301		2317	
South Bermondsey (SBM)  d		2249		2305		2323	
Queens Rd Peckham (QRP)  d		2252		2308		2327	
Peckham Rye (PMR)  d		2255		2311		2330	
East Dulwich (EDW)  d		2258		2314		2334	
North Dulwich (NDL)  d		2300		2317		2337	
Tulse Hill (TUH)  a		2303		2320		2340	
Tulse Hill (TUH)  d		2304				2343	
Streatham (STE)  d		2307a				2346a	
Tooting (TOO)  d							
Haydens Road (HYR)  d							
Wimbledon (WIM)  a							
Wimbledon (WIM)  d							
Wimbledon Chase (WBO)  d							
South Merton (SMO)  d							
Morden South (MDS)  d							
St Helier (SIH)  d							
Sutton Common (SUC)  d							
West Sutton (WSU)  d							
Mitcham Eastfields (MTC)  d	2300				2330		2344
Mitcham Junction (MIJ)  d	2303				2333		2347
Hackbridge (HCB)  d	2306				2336		2350
Carshalton (CSH)  d	2309		2320		2339		2353
Sutton (Surrey) (SUO)  a	2313		2324		2343		2356

NOTES (see introductory pages for explanation of train operator codes and standard symbols)**a** Arrival time**d** Departure time**B** To Epsom, see table 162**E** To Norwood Junction, see table 165**F** To Dorking, see table 162**G** To East Croydon, see table 164

Sutton and Wimbledon to London via Streatham and Tulse Hill

Mondays to Fridays until 2 September

Operator Train ID Days of operation/Notes	TL	SN	TL	SN	TL	SN	SN	SN	TL	SN	TL	SN	SN	TL	SN	TL	SN	TL	SN
	9098 MX A	2H04 B	9V10 C	2J02 D	9010 C	2H06 B	1101 E	2101 F	9V12 C	2J04 D	9012 C	2H08 H	1103 G	2103 F	9V14 C	2J06 D	9014 C	2H10 H	
Sutton (Surrey) (SUO)	4 d		0546		0549		0602	0612	0616		0619		0632	0642	0646		0649		
Carshalton (CSH)	d		0549				0605	0615	0619				0635	0645	0649				
Hackbridge (HCB)	d		0552					0618	0622					0648	0652				
Mitcham Junction (MIJ)	d		0555					0621	0625					0651	0655				
Mitcham Eastfields (MTC)	d		0558					0624	0628					0654	0658				
West Sutton (WSU)	d				0552						0622						0652		
Sutton Common (SUC)	d				0554						0624						0654		
St Helier (SIH)	d				0557						0627						0657		
Morden South (MDS)	d				0559						0629						0659		
South Merton (SMO)	d				0601						0631						0701		
Wimbledon Chase (WBO)	d				0603						0633						0703		
Wimbledon (WIM)	6 a				0606						0636						0706		
Wimbledon (WIM)	6 d				0607						0637						0707		
Haydens Road (HYR)	d				0610						0640						0710		
Tooting (TOO)	d				0613						0643						0713		
Streatham (STE)	4 d		0603	0613	0618				0633	0643	0648				0703	0713	0718		
Tulse Hill (TUH)	4 a		0607	0617	0622				0637	0647	0652				0707	0717	0722		
Tulse Hill (TUH)	4 d		0602	0608	0617	0623	0632		0638	0647	0653	0702			0708	0717	0723	0732	
North Dulwich (NDL)	d		0606		0621		0636			0651		0706				0721		0736	
East Dulwich (EDW)	d		0608		0623		0638			0653		0708				0723		0738	
Peckham Rye (PMR)	4 d		0611		0626		0641			0656		0711				0726		0741	
Queens Rd Peckham (QRP)	d		0613		0628		0643			0658		0713				0728		0743	
South Bermondsey (SBM)	d		0616		0631		0646			0701		0716				0731		0746	
London Bridge (LBG)	4 a		0621		0636		0651			0706		0721				0736		0751	
Herne Hill (HNH)	4 d			0612		0627			0642		0657				0712		0727		
Loughborough Jn (LGJ)	d			0615		0630			0645		0700				0715		0730		
Elephant & Castle (EPH)	3 a	0004		0619		0634			0649		0704				0719		0734		
London Blackfriars (BFR)	3 a	0008		0624		0639			0654		0709				0724		0739		
City Thameslink (CTK)	3 a			0626		0641			0656		0711				0726		0741		
Farringdon (ZFD)	3 a	0013		0628		0643			0658		0713				0728		0743		
St Pancras International (STP)	15 a	0017		0633		0648			0703		0718				0733		0748		
Balham (BAL)	4 a							0633						0703					
Clapham Junction (CLJ)	10 a						0623	0637					0653	0707					
London Victoria (VIC)	10 a						0633	0645					0703	0715					

NOTES (see introductory pages for explanation of train operator codes and standard symbols)

a Arrival time
d Departure time

A To Bedford, see table 051
B From Crystal Palace, see table 165
C To St Albans City, see table 051
D From Selhurst, see table 164
E From Dorking, see table 162
F From Epsom, see table 162
G From Horsham, see table 162
H From Beckenham Junction, see table 165

MX Not Mondays

Sutton and Wimbledon to London via Streatham and Tulse Hill

Mondays to Fridays until 2 September



























Operator Train ID Days of operation/Notes	SN	SN	TL	SN	TL	SN	SN	SN	TL	SN	TL	SN	SN	SN	TL	SN	TL	SN
	1105 G	2105 F	9V16 C	2J08 J	9O16 C	2H12 H	1107 G	2107 F	9V18 C	2J10 K	9O18 C	2H14 H	1109 G	2109 F	9V20 C	2J12 K	9O20 C	2H16 H
Sutton (Surrey) (SUO) 4 d	0702	0712	0716		0719		0732	0742	0746		0749		0802	0812	0816		0819	
Carshalton (CSH) d	0705	0715	0719				0735	0745	0749				0805	0815	0819			
Hackbridge (HCB) d		0718	0722				0738	0748	0752				0808	0818	0822			
Mitcham Junction (MIJ) d		0721	0725				0742	0751	0755				0811	0821	0825			
Mitcham Eastfields (MTC) d		0724	0728				0745	0754	0758				0815	0824	0828			
West Sutton (WSU) d					0722						0752						0822	
Sutton Common (SUC) d					0724						0754						0824	
St Helier (SIH) d					0727						0757						0827	
Morden South (MDS) d					0729						0759						0829	
South Merton (SMO) d					0731						0801						0831	
Wimbledon Chase (WBO) d					0733						0803						0833	
Wimbledon (WIM) 6 a					0736						0806						0836	
Wimbledon (WIM) 6 d					0737						0807						0837	
Haydons Road (HYR) d					0740						0810						0840	
Tooting (TOO) d					0743						0813						0843	
Streatham (STE) 4 d			0733	0743	0748				0803	0813	0818				0833	0843	0848	
Tulse Hill (TUH) 4 a			0737	0747	0752				0807	0817	0822				0837	0847	0852	
Tulse Hill (TUH) 4 d			0738	0747	0753	0802			0808	0817	0823	0832			0838	0847	0853	0902
North Dulwich (NDL) d				0751		0806				0821		0836				0851		0906
East Dulwich (EDW) d				0753		0808				0823		0838				0853		0908
Peckham Rye (PMR) 4 d				0756		0811				0826		0841				0856		0911
Queens Rd Peckham (QRP) d				0758		0813				0828		0843				0858		0913
South Bermondsey (SBM) d				0801		0816				0831		0846				0901		0916
London Bridge (LBG) 4 a				0806		0821				0836		0851				0906		0921
Herne Hill (HNH) 4 d			0742		0757				0812		0827				0842		0857	
Loughborough Jn (LGJ) d			0745		0800				0815		0830				0845		0900	
Elephant & Castle (EPH) d			0749		0804				0819		0834				0849		0904	
London Blackfriars (BFR) 3 a			0754		0809				0824		0839				0854		0909	
City Thameslink (CTK) 3 a			0756		0811				0826		0841				0856		0911	
Farringdon (ZFD) 3 a			0758		0813				0828		0843				0858		0913	
St Pancras International (STP) 15 a			0803		0818				0833		0848				0903		0918	
Balham (BAL) 4 a		0732						0802						0832				
Clapham Junction (CLJ) 10 a	0723	0737					0754	0807					0825	0837				
London Victoria (VIC) 10 a	0733	0746					0804	0816					0833	0845				

NOTES (see introductory pages for explanation of train operator codes and standard symbols)

- a Arrival time
d Departure time
- C To St Albans City, see table 051
F From Epsom, see table 162
G From Horsham, see table 162
H From Beckenham Junction, see table 165
J From South Croydon, see table 172
K From Caterham, see table 172

Sutton and Wimbledon to London via Streatham and Tulse Hill

Mondays to Fridays until 2 September

Operator Train ID Days of operation/Notes	SN	SN	TL	SN	TL	SN	SN	SN	TL	SN	TL	SN	SN	SN	TL	SN	TL	SN
	1111 E	2111 F	9V22 C	2J14 K	9O22 C	2H18 H	1113 G	2113 F	9V24 C	2J16 K	9O24 C	2H20 H	1115 E	2115 F	9V26 C	2J18 K	9O26 C	2H22 H
Sutton (Surrey) (SUO)  d	0832	0842	0846		0849		0902	0912	0916		0919		0932	0942	0946		0949	
Carshalton (CSH) d	0835	0845	0849				0905	0915	0919				0935	0945	0949			
Hackbridge (HCB) d	0838	0848	0852					0918	0922					0948	0952			
Mitcham Junction (MIJ)  d	0842	0851	0855					0921	0925					0951	0955			
Mitcham Eastfields (MTC) d	0845	0854	0858					0924	0928					0954	0958			
West Sutton (WSU) d					0852						0922						0952	
Sutton Common (SUC) d					0854						0924						0954	
St Helier (SIH) d					0857						0927						0957	
Morden South (MDS) d					0859						0929						0959	
South Merton (SMO) d					0901						0931						1001	
Wimbledon Chase (WBO) d					0903						0933						1003	
Wimbledon (WIM)   a					0906						0936						1006	
Wimbledon (WIM)   d					0907						0937						1007	
Haydens Road (HYR) d					0910						0940						1010	
Tooting (TOO) d					0913						0943						1013	
Streatham (STE)  d			0903	0912	0918				0933	0943	0948				1003	1013	1018	
Tulse Hill (TUH)  a			0907	0916	0922				0937	0947	0952				1007	1017	1022	
Tulse Hill (TUH)  d			0908	0917	0923	0932			0938	0947	0953	1002			1008	1017	1023	1032
North Dulwich (NDL) d				0921		0936				0951		1006				1021		1036
East Dulwich (EDW) d				0923		0938				0953		1008				1023		1038
Peckham Rye (PMR)  d				0926		0941				0956		1011				1026		1041
Queens Rd Peckham (QRP) d				0928		0943				0958		1013				1028		1043
South Bermondsey (SBM) d				0931		0946				1001		1016				1031		1046
London Bridge (LBG)   a				0938		0951				1006		1021				1036		1051
Herne Hill (HNH)  d			0912		0927				0942		0957					1012		1027
Loughborough Jn (LGJ) d			0915		0930				0945		1000					1015		1030
Elephant & Castle (EPH)  d			0919		0934				0949		1004					1019		1034
London Blackfriars (BFR)   a			0924		0939				0954		1009					1024		1039
City Thameslink (CTK)  a			0926		0941				0956		1011					1026		1041
Farringdon (ZFD)   a			0928		0943				0958		1013					1028		1043
St Pancras International (STP)   a			0933		0948				1003		1018					1033		1048
Balham (BAL)   a		0903						0933						1003				
Clapham Junction (CLJ)  a	0855	0907					0923	0937					0953	1007				
London Victoria (VIC)   a	0903	0919					0932	0945					1003	1015				

NOTES (see introductory pages for explanation of train operator codes and standard symbols)

a Arrival time

d Departure time

C To St Albans City, see table 051

E From Dorking, see table 162

F From Epsom, see table 162

G From Horsham, see table 162

H From Beckenham Junction, see table 165

K From Caterham, see table 172

Sutton and Wimbledon to London via Streatham and Tulse Hill

Mondays to Fridays until 2 September

Operator Train ID Days of operation/Notes	SN	SN	TL	SN	TL	SN	SN	TL	SN	TL	SN	SN	TL	SN	TL	SN	TL	SN	SN	
	1117 G	2117 F	9V28 C	2J20 K	9O28 C	1119 E	2119 F	9V30 C	2J22 K	9O30 C	2H26 H	1121 G	2121 F	9V32 C	2J24 K	9O32 C	1123 E	2123 F		
Sutton (Surrey) (SUO) 4 d	1002	1012	1016		1019	1032	1042	1046		1049		1102	1112	1116		1119	1132	1142		
Carshalton (CSH) d	1005	1015	1019			1035	1045	1049				1105	1115	1119			1135	1145		
Hackbridge (HCB) d		1018	1022				1048	1052					1118	1122						1148
Mitcham Junction (MIJ) d		1021	1025				1051	1055					1121	1125						1151
Mitcham Eastfields (MTC) d		1024	1028				1054	1058					1124	1128						1154
West Sutton (WSU) d					1022					1052							1122			
Sutton Common (SUC) d					1024					1054							1124			
St Helier (SIH) d					1027					1057							1127			
Morden South (MDS) d					1029					1059							1129			
South Merton (SMO) d					1031					1101							1131			
Wimbledon Chase (WBO) d					1033					1103							1133			
Wimbledon (WIM) 6 a					1036					1106							1136			
Wimbledon (WIM) 6 d					1037					1107							1137			
Haydens Road (HYR) d					1040					1110							1140			
Tooting (TOO) d					1043					1113							1143			
Streatham (STE) 4 d			1033	1043	1048			1103	1113	1118				1133	1143	1148				
Tulse Hill (TUH) 4 a			1037	1047	1052			1107	1117	1122				1137	1147	1152				
Tulse Hill (TUH) 4 d			1038	1047	1053			1108	1117	1123	1132			1138	1147	1153				
North Dulwich (NDL) d				1051					1121	1136						1151				
East Dulwich (EDW) d				1053					1123	1138						1153				
Peckham Rye (PMR) 4 d				1056					1126	1141						1156				
Queens Rd Peckham (QRP) d				1058					1128	1143						1158				
South Bermondsey (SBM) d				1101					1131	1146						1201				
London Bridge (LBG) 4 a				1106					1136	1151						1206				
Herne Hill (HNH) 4 d			1042		1057			1112		1127				1142		1157				
Loughborough Jn (LGJ) d			1045		1100			1115		1130				1145		1200				
Elephant & Castle (EPH) d			1049		1104			1119		1134				1149		1204				
London Blackfriars (BFR) 3 a			1054		1109			1124		1139				1154		1209				
City Thameslink (CTK) 3 a			1056		1111			1126		1141				1156		1211				
Farringdon (ZFD) 3 a			1058		1113			1128		1143				1158		1213				
St Pancras International (STP) 15 a			1103		1118			1133		1148				1203		1218				
Balham (BAL) 4 a		1033					1103						1133							1203
Clapham Junction (CLJ) 10 a	1023	1037				1053	1107					1123	1137				1153	1207		
London Victoria (VIC) 10 a	1031	1045				1101	1115					1132	1146				1202	1215		

NOTES (see introductory pages for explanation of train operator codes and standard symbols)

a Arrival time

d Departure time

C To St Albans City, see table 051

E From Dorking, see table 162

F From Epsom, see table 162





























G From Horsham, see table 162

H From Beckenham Junction, see table 165

K From Caterham, see table 172

Sutton and Wimbledon to London via Streatham and Tulse Hill

Mondays to Fridays until 2 September

Operator Train ID Days of operation/Notes	TL	SN	TL	SN	SN	SN	TL	SN	TL	SN	SN	TL	SN	TL	SN	TL	SN	SN	TL
	9V34 C	2J26 K	9O34 C	2H30 H	1125 G	2125 F	9V36 C	2J28 K	9O36 C	1127 E	2127 F	9V38 C	2J30 K	9O38 C	2H34 H	1129 G	2129 F	9V40 C	
Sutton (Surrey) (SUO) 	1146		1149		1202	1212	1216		1219	1232	1242	1246		1249		1302	1312	1316	
Carshalton (CSH) d	1149				1205	1215	1219			1235	1245	1249				1305	1315	1319	
Hackbridge (HCB) d	1152					1218	1222				1248	1252					1318	1322	
Mitcham Junction (MIJ)  d	1155					1221	1225				1251	1255					1321	1325	
Mitcham Eastfields (MTC) d	1158					1224	1228				1254	1258					1324	1328	
West Sutton (WSU) d			1152						1222					1252					
Sutton Common (SUC) d			1154						1224					1254					
St Helier (SIH) d			1157						1227					1257					
Morden South (MDS) d			1159						1229					1259					
South Merton (SMO) d			1201						1231					1301					
Wimbledon Chase (WBO) d			1203						1233					1303					
Wimbledon (WIM)  			1206						1236					1306					
Wimbledon (WIM)  			1207						1237					1307					
Haydens Road (HYR) d			1210						1240					1310					
Tooting (TOO) d			1213						1243					1313					
Streatham (STE) 	1203	1213	1218				1233	1243	1248			1303	1313	1318				1333	
Tulse Hill (TUH) 	1207	1217	1222				1237	1247	1252			1307	1317	1322				1337	
Tulse Hill (TUH) 	1208	1217	1223	1232			1238	1247	1253			1308	1317	1323	1332			1338	
North Dulwich (NDL) d		1221		1236				1251				1321						1336	
East Dulwich (EDW) d		1223		1238				1253				1323						1338	
Peckham Rye (PMR) 		1226		1241				1256				1326						1341	
Queens Rd Peckham (QRP) d		1228		1243				1258				1328						1343	
South Bermondsey (SBM) d		1231		1246				1301				1331						1346	
London Bridge (LBG)  		1236		1251				1306				1336						1351	
Herne Hill (HNH) 	1212		1227				1242		1257			1312		1327				1342	
Loughborough Jn (LGJ) d	1215		1230				1245		1300			1315		1330				1345	
Elephant & Castle (EPH) 	1219		1234				1249		1304			1319		1334				1349	
London Blackfriars (BFR)  	1224		1239				1254		1309			1324		1339				1354	
City Thameslink (CTK)  	1226		1241				1256		1311			1326		1341				1356	
Farringdon (ZFD)  	1228		1243				1258		1313			1328		1343				1358	
St Pancras International (STP)  	1233		1248				1303		1318			1333		1348				1403	
Balham (BAL)  						1233					1303							1333	
Clapham Junction (CLJ)  					1223	1237				1253	1307					1323	1337		
London Victoria (VIC)  					1233	1245				1302	1315					1332	1345		

NOTES (see introductory pages for explanation of train operator codes and standard symbols)

- a Arrival time
d Departure time
- C To St Albans City, see table 051
E From Dorking, see table 162
F From Epsom, see table 162
G From Horsham, see table 162
H From Beckenham Junction, see table 165
K From Caterham, see table 172

Sutton and Wimbledon to London via Streatham and Tulse Hill

Mondays to Fridays until 2 September

Operator Train ID Days of operation/Notes	SN	TL	SN	SN	TL	SN	TL	SN	SN	SN	TL	SN	TL	SN	SN	TL	SN	TL
	2J32 K	9O40 C	1131 E	2131 F	9V42 C	2J34 K	9O42 C	2H38 H	1133 G	2133 F	9V44 C	2J36 K	9O44 C	1135 E	2135 F	9V46 C	2J38 K	9O46 C
Sutton (Surrey) (SUO) 4 d		1319	1332	1342	1346		1349		1402	1412	1416		1419	1432	1442	1446		1449
Carshalton (CSH) d			1335	1345	1349				1405	1415	1419			1435	1445	1449		
Hackbridge (HCB) d				1348	1352					1418	1422				1448	1452		
Mitcham Junction (MIJ) d				1351	1355					1421	1425				1451	1455		
Mitcham Eastfields (MTC) d				1354	1358					1424	1428				1454	1458		
West Sutton (WSU) d		1322					1352						1422					1452
Sutton Common (SUC) d		1324					1354						1424					1454
St Helier (SIH) d		1327					1357						1427					1457
Morden South (MDS) d		1329					1359						1429					1459
South Merton (SMO) d		1331					1401						1431					1501
Wimbledon Chase (WBO) d		1333					1403						1433					1503
Wimbledon (WIM) 6 a		1336					1406						1436					1506
Wimbledon (WIM) 6 d		1337					1407						1437					1507
Haydens Road (HYR) d		1340					1410						1440					1510
Tooting (TOO) d		1343					1413						1443					1513
Streatham (STE) 4 d	1343	1348			1403	1413	1418				1433	1443	1448			1503	1513	1518
Tulse Hill (TUH) 4 a	1347	1352			1407	1417	1422				1437	1447	1452			1507	1517	1522
Tulse Hill (TUH) 4 d	1347	1353			1408	1417	1423	1432			1438	1447	1453			1508	1517	1523
North Dulwich (NDL) d	1351					1421		1436					1451					1521
East Dulwich (EDW) d	1353					1423		1438					1453					1523
Peckham Rye (PMR) 4 d	1356					1426		1441					1456					1526
Queens Rd Peckham (QRP) d	1358					1428		1443					1458					1528
South Bermondsey (SBM) d	1401					1431		1446					1501					1531
London Bridge (LBG) 4 a	1406					1436		1451					1506					1536
Herne Hill (HNH) 4 d		1357			1412		1427						1442		1457			1512
Loughborough Jn (LGJ) d		1400			1415		1430						1445		1500			1515
Elephant & Castle (EPH) d		1404			1419		1434						1449		1504			1519
London Blackfriars (BFR) 3 a		1409			1424		1439						1454		1509			1524
City Thameslink (CTK) 3 a		1411			1426		1441						1456		1511			1526
Farringdon (ZFD) 3 a		1413			1428		1443						1458		1513			1528
St Pancras International (STP) 15 a		1418			1433		1448						1503		1518			1533
Balham (BAL) 4 a				1403						1433						1503		
Clapham Junction (CLJ) 10 a			1353	1407					1423	1437				1453	1507			
London Victoria (VIC) 10 a			1402	1415					1432	1445				1502	1515			

NOTES (see introductory pages for explanation of train operator codes and standard symbols)

- a Arrival time
d Departure time
- C To St Albans City, see table 051
E From Dorking, see table 162
F From Epsom, see table 162
G From Horsham, see table 162
H From Beckenham Junction, see table 165
K From Caterham, see table 172

Sutton and Wimbledon to London via Streatham and Tulse Hill

Mondays to Fridays until 2 September

Operator Train ID Days of operation/Notes	SN	SN	SN	TL	SN	TL	SN	SN	TL	SN	TL	SN	SN	SN	TL	SN	TL	SN
	2H42 H	1137 G	2137 F	9V48 C	2J40 K	9O48 C	1139 E	2139 F	9V50 C	2J42 K	9O50 C	2H46 H	1141 G	2141 F	9V52 C	2J44 K	9O52 C	2H48 H
Sutton (Surrey) (SUO) 4 d		1502	1512	1516		1519	1532	1542	1546		1549		1602	1612	1616		1619	
Carshalton (CSH) d		1505	1515	1519			1535	1545	1549				1605	1615	1619			
Hackbridge (HCB) d			1518	1522				1548	1552					1618	1622			
Mitcham Junction (MIJ) d			1521	1525				1551	1555					1621	1625			
Mitcham Eastfields (MTC) d			1524	1528				1554	1558					1624	1628			
West Sutton (WSU) d						1522					1552						1622	
Sutton Common (SUC) d						1524					1554						1624	
St Helier (SIH) d						1527					1557						1627	
Morden South (MDS) d						1529					1559						1629	
South Merton (SMO) d						1531					1601						1631	
Wimbledon Chase (WBO) d						1533					1603						1633	
Wimbledon (WIM) 6 a						1536					1606						1636	
Wimbledon (WIM) 6 d						1537					1607						1637	
Haydens Road (HYR) d						1540					1610						1640	
Tooting (TOO) d						1543					1613						1643	
Streatham (STE) 4 d				1533	1543	1548			1603	1613	1618				1633	1643	1648	
Tulse Hill (TUH) 4 a				1537	1547	1552			1607	1617	1622				1637	1647	1652	
Tulse Hill (TUH) 4 d	1532			1538	1547	1553			1608	1617	1623	1632			1638	1647	1653	1702
North Dulwich (NDL) d	1536				1551					1621		1636			1651		1706	
East Dulwich (EDW) d	1538				1553					1623		1638			1653		1708	
Peckham Rye (PMR) 4 d	1541				1556					1626		1641			1656		1711	
Queens Rd Peckham (QRP) d	1543				1558					1628		1643			1658		1713	
South Bermondsey (SBM) d	1546				1601					1631		1646			1701		1716	
London Bridge (LBG) 4 a	1551				1606					1636		1651			1706		1721	
Herne Hill (HNH) 4 d				1542		1557			1612		1627				1642		1657	
Loughborough Jn (LGJ) d				1545		1600			1615		1630				1645		1700	
Elephant & Castle (EPH) d				1549		1604			1619		1634				1649		1704	
London Blackfriars (BFR) 3 a				1554		1609			1624		1639				1654		1709	
City Thameslink (CTK) 3 a				1556		1611			1626		1641				1656		1711	
Farringdon (ZFD) 3 a				1558		1613			1628		1643				1658		1713	
St Pancras International (STP) 15 a				1603		1618			1633		1648				1703		1718	
Balham (BAL) 4 a			1533					1603						1632				
Clapham Junction (CLJ) 10 a		1523	1537				1553	1607					1623	1637				
London Victoria (VIC) 10 a		1532	1545				1602	1615					1633	1645				

NOTES (see introductory pages for explanation of train operator codes and standard symbols)

- a Arrival time
d Departure time
- C To St Albans City, see table 051
E From Dorking, see table 162
F From Epsom, see table 162
G From Horsham, see table 162
H From Beckenham Junction, see table 165
K From Caterham, see table 172

Sutton and Wimbledon to London via Streatham and Tulse Hill

Mondays to Fridays until 2 September




























Operator Train ID Days of operation/Notes	SN	SN	TL	SN	TL	SN	SN	SN	TL	SN	TL	SN	SN	SN	TL	SN	TL	SN	TL	SN	
	1143 E	2143 F	9V54 C	2J46 K	9O54 C	2H50 H	1145 G	2145 F	9V56 C	2J48 K	9O56 C	2H52 H	1147 E	2147 F	9V58 C	2J50 K	9O58 C	2H54 H			
Sutton (Surrey) (SUO) 4 d	1632	1642	1646		1649		1702	1712	1716		1719		1732	1742	1746		1749				
Carshalton (CSH) d	1635	1645	1649				1705	1715	1719				1735	1745	1749						
Hackbridge (HCB) d		1648	1652					1718	1722					1748	1752						
Mitcham Junction (MIJ) d		1651	1655					1721	1725					1751	1755						
Mitcham Eastfields (MTC) d		1654	1658					1724	1728					1754	1758						
West Sutton (WSU) d					1652						1722									1752	
Sutton Common (SUC) d					1654						1724									1754	
St Helier (SIH) d					1657						1727									1757	
Morden South (MDS) d					1659						1729									1759	
South Merton (SMO) d					1701						1731									1801	
Wimbledon Chase (WBO) d					1703						1733									1803	
Wimbledon (WIM) 6 a					1706						1736									1806	
Wimbledon (WIM) 6 d					1707						1737									1807	
Haydens Road (HYR) d					1710						1740									1810	
Tooting (TOO) d					1713						1743									1813	
Streatham (STE) 4 d			1703	1713	1718				1733	1743	1748				1803	1813	1818				
Tulse Hill (TUH) 4 a			1707	1717	1722				1737	1747	1752				1807	1817	1822				
Tulse Hill (TUH) 4 d			1708	1717	1723	1732			1738	1747	1753	1802			1808	1817	1823	1832			
North Dulwich (NDL) d				1721		1736				1751		1806			1821		1836				
East Dulwich (EDW) d				1723		1738				1753		1808			1823		1838				
Peckham Rye (PMR) 4 d				1726		1741				1756		1811			1826		1841				
Queens Rd Peckham (QRP) d				1728		1743				1758		1813			1828		1843				
South Bermondsey (SBM) d				1731		1746				1801		1816			1831		1846				
London Bridge (LBG) 4 a				1736		1751				1807		1821			1836		1851				
Herne Hill (HNH) 4 d			1712		1727				1742		1757				1812		1827				
Loughborough Jn (LGJ) d			1715		1730				1745		1800				1815		1830				
Elephant & Castle (EPH) d			1719		1734				1749		1804				1819		1834				
London Blackfriars (BFR) 3 a			1724		1739				1754		1809				1824		1839				
City Thameslink (CTK) 3 a			1726		1741				1756		1811				1826		1841				
Farringdon (ZFD) 3 a			1728		1743				1758		1813				1828		1843				
St Pancras International (STP) 15 a			1733		1748				1803		1818				1833		1848				
Balham (BAL) 4 a		1703						1733						1803							
Clapham Junction (CLJ) 10 a	1653	1707					1720	1737					1753	1807							
London Victoria (VIC) 10 a	1703	1715					1727	1745					1802	1819							

NOTES (see introductory pages for explanation of train operator codes and standard symbols)

- a Arrival time
d Departure time
- C To St Albans City, see table 051
E From Dorking, see table 162
F From Epsom, see table 162
G From Horsham, see table 162
H From Beckenham Junction, see table 165
K From Caterham, see table 172

Sutton and Wimbledon to London via Streatham and Tulse Hill

Mondays to Fridays until 2 September

Operator Train ID Days of operation/Notes	SN	SN	TL	SN	TL	SN	SN	SN	TL	SN	TL	SN	SN	SN	TL	SN	TL	SN
	1149 G	2149 F	9V60 C	2J52 K	9O60 C	2H56 H	1151 E	2151 F	9V62 C	2J54 K	9O62 C	2H58 H	1153 G	2153 F	9V64 C	2J56 K	9O64 C	2H60 H
Sutton (Surrey) (SUO) 	1802	1812	1816		1819		1832	1842	1846		1849		1902	1912	1916		1919	
Carshalton (CSH) d	1805	1815	1819				1835	1845	1849				1905	1915	1919			
Hackbridge (HCB) d		1818	1822					1848	1852					1918	1922			
Mitcham Junction (MIJ)  d		1821	1825					1851	1855					1921	1925			
Mitcham Eastfields (MTC) d		1824	1828					1854	1858					1924	1928			
West Sutton (WSU) d					1822						1852						1922	
Sutton Common (SUC) d					1824						1854						1924	
St Helier (SIH) d					1827						1857						1927	
Morden South (MDS) d					1829						1859						1929	
South Merton (SMO) d					1831						1901						1931	
Wimbledon Chase (WBO) d					1833						1903						1933	
Wimbledon (WIM)  					1836						1906						1936	
Wimbledon (WIM)  					1837						1907						1937	
Haydens Road (HYR) d					1840						1910						1940	
Tooting (TOO) d					1843						1913						1943	
Streatham (STE) 			1833	1843	1848				1903	1913	1918				1933	1943	1948	
Tulse Hill (TUH) 			1837	1847	1852				1907	1916	1922				1937	1947	1952	
Tulse Hill (TUH) 			1838	1847	1853	1902			1908	1917	1923	1932			1938	1947	1953	2002
North Dulwich (NDL) d				1851		1906				1920		1936				1951		2006
East Dulwich (EDW) d				1853		1908				1922		1938				1953		2008
Peckham Rye (PMR) 				1856		1911				1926		1941				1956		2011
Queens Rd Peckham (QRP) d				1858		1913				1928		1943				1958		2013
South Bermondsey (SBM) d				1901		1916				1931		1946				2001		2016
London Bridge (LBG)  				1906		1921				1936		1951				2007		2022
Herne Hill (HNH) 			1842		1857				1912		1927				1942		1957	
Loughborough Jn (LGJ) d			1845		1900				1915		1930				1945		2000	
Elephant & Castle (EPH)  d			1849		1904				1919		1934				1949		2004	
London Blackfriars (BFR)  			1854		1909				1924		1939				1954		2009	
City Thameslink (CTK)  			1856		1911				1926		1941				1956		2011	
Farringdon (ZFD)  			1858		1913				1928		1943				1958		2013	
St Pancras International (STP)  			1903		1918				1933		1948				2003		2018	
Balham (BAL)  		1833						1903						1933				
Clapham Junction (CLJ) 	1823	1837					1852	1907					1923	1937				
London Victoria (VIC)  	1834	1845					1902	1915					1933	1945				

NOTES (see introductory pages for explanation of train operator codes and standard symbols)

a Arrival time

d Departure time

C To St Albans City, see table 051

E From Dorking, see table 162

F From Epsom, see table 162

G From Horsham, see table 162

H From Beckenham Junction, see table 165

K From Caterham, see table 172

Sutton and Wimbledon to London via Streatham and Tulse Hill

Mondays to Fridays until 2 September

Operator Train ID Days of operation/Notes	SN	SN	TL	SN	TL	SN	SN	TL	SN	TL	SN	SN	TL	SN	TL	SN	TL	SN	SN
	1155 E	2155 F	9V66 C	2J58 D	9O66 C	2H62 H	1157 G	9V68 C	2J60 K	9O68 C	1159 E	2159 F	9V70 C	2J62 K	9O70 C	2H66 H	1161 G	2161 F	
Sutton (Surrey) (SUO) 4 d	1932	1942	1946		1949		2002	2016		2021	2032	2042	2046		2049		2102	2112	
Carshalton (CSH) d	1935	1945	1949				2005	2019			2035	2045	2049				2105	2115	
Hackbridge (HCB) d		1948	1952					2022				2048	2052					2118	
Mitcham Junction (MIJ) d		1951	1955					2025				2051	2055					2121	
Mitcham Eastfields (MTC) d		1954	1958					2028				2054	2058					2124	
West Sutton (WSU) d					1952					2024					2052				
Sutton Common (SUC) d					1954					2026					2054				
St Helier (SIH) d					1957					2029					2057				
Morden South (MDS) d					1959					2031					2059				
South Merton (SMO) d					2001					2033					2101				
Wimbledon Chase (WBO) d					2003					2035					2103				
Wimbledon (WIM) 6 a					2006					2041					2106				
Wimbledon (WIM) 6 d					2007					2043					2107				
Haydens Road (HYR) d					2010					2046					2110				
Tooting (TOO) d					2013					2049					2113				
Streatham (STE) 4 d			2003	2013	2018			2033	2043	2054			2103	2115	2118				
Tulse Hill (TUH) 4 a			2007	2017	2022			2037	2047	2058			2107	2119	2122				
Tulse Hill (TUH) 4 d			2008	2017	2023	2032		2038	2047	2059			2108	2119	2123	2132			
North Dulwich (NDL) d				2021	2036				2051				2123	2136					
East Dulwich (EDW) d				2023	2038				2053				2125	2138					
Peckham Rye (PMR) 4 d				2026	2041				2056				2128	2141					
Queens Rd Peckham (QRP) d				2028	2043				2058				2130	2143					
South Bermondsey (SBM) d				2031	2046				2101				2133	2146					
London Bridge (LBG) 4 a				2036	2051				2106				2138	2151					
Herne Hill (HNH) 4 d			2012		2027			2042		2104			2112		2127				
Loughborough Jn (LGJ) d			2015		2030			2045		2107			2115		2130				
Elephant & Castle (EPH) d			2019		2034			2049		2111			2119		2134				
London Blackfriars (BFR) 3 a			2024		2039			2054		2116			2124		2139				
City Thameslink (CTK) 3 a			2026		2041			2056		2118			2126		2141				
Farringdon (ZFD) 3 a			2028		2043			2058		2121			2128		2143				
St Pancras International (STP) 15 a			2033		2048			2103		2125			2133		2148				
Balham (BAL) 4 a		2003										2103						2133	
Clapham Junction (CLJ) 10 a	1953	2007					2023				2054	2107					2123	2137	
London Victoria (VIC) 10 a	2002	2017					2031				2102	2117					2133	2146	

NOTES (see introductory pages for explanation of train operator codes and standard symbols)

- a Arrival time
d Departure time
- C To St Albans City, see table 051
D From Selhurst, see table 164
E From Dorking, see table 162
F From Epsom, see table 162
G From Horsham, see table 162
H From Beckenham Junction, see table 165
K From Caterham, see table 172

Sutton and Wimbledon to London via Streatham and Tulse Hill

Mondays to Fridays until 2 September

Operator Train ID Days of operation/Notes	TL	SN	SN	SN	TL	SN	TL	SN	SN	SN	TL	TL	SN	TL	SN	SN	SN	TL
	9V72 C	1163 E	2163 F	2J64 K	9V90 A	2J66 K	9092 A	2H70 H	1165 G	2165 F	9V92 A	9094 A	2167 F	9V94 A	2169 F	2J70 K	2H74 H	9V96 A
Sutton (Surrey) (SUO) 4 d	2116	2132	2142		2146		2149		2202	2212	2218	2219	2242	2248	2312			2318
Carshalton (CSH) d	2119	2135	2145		2149				2205	2215	2221		2245	2251	2315			2321
Hackbridge (HCB) d	2122		2148		2152					2218	2224		2248	2254	2318			2324
Mitcham Junction (MIJ) d	2125		2151		2155					2221	2227		2251	2257	2321			2327
Mitcham Eastfields (MTC) d	2128		2154		2158					2224	2230		2254	2300	2324			2330
West Sutton (WSU) d							2152					2222						
Sutton Common (SUC) d							2154					2224						
St Helier (SIH) d							2157					2227						
Morden South (MDS) d							2159					2229						
South Merton (SMO) d							2201					2231						
Wimbledon Chase (WBO) d							2203					2233						
Wimbledon (WIM) 6 a							2206					2236						
Wimbledon (WIM) 6 d							2207					2241						
Haydens Road (HYR) d							2210					2244						
Tooting (TOO) d							2213					2247						
Streatham (STE) 4 d	2133			2143	2203	2213	2218				2235	2252		2305		2313		2335
Tulse Hill (TUH) 4 a	2137			2147	2207	2217	2222				2239	2256		2309		2317		2339
Tulse Hill (TUH) 4 d	2138			2147	2208	2217	2223	2232			2240	2257		2310		2317	2333	2340
North Dulwich (NDL) d				2151		2221		2236								2321	2337	
East Dulwich (EDW) d				2153		2223		2238								2323	2339	
Peckham Rye (PMR) 4 d				2156		2226		2241								2326	2342	
Queens Rd Peckham (QRP) d				2158		2228		2243								2328	2344	
South Bermondsey (SBM) d				2201		2231		2246								2331	2347	
London Bridge (LBG) 4 a				2206		2236		2251								2336	2352	
Herne Hill (HNH) 4 d	2142				2212		2227				2244	2301		2314				2344
Loughborough Jn (LGJ) d	2145				2215		2230				2247	2304		2317				2347
Elephant & Castle (EPH) d	2149				2219		2234				2251	2308		2321				2354c
London Blackfriars (BFR) 3 a	2154				2224		2244				2256	2314		2326				0001
City Thameslink (CTK) 3 a	2156				2226		2246											
Farringdon (ZFD) 3 a	2158				2228		2248				2303	2318		2333				0006
St Pancras International (STP) 15 a	2203				2233		2253				2307	2323		2337				0010
Balham (BAL) 4 a			2203							2232			2301		2333			
Clapham Junction (CLJ) 10 a		2153	2207						2223	2237			2307		2337			
London Victoria (VIC) 10 a		2203	2217						2233	2245			2315		2347			



















NOTES (see introductory pages for explanation of train operator codes and standard symbols)

- a Arrival time
d Departure time
c Arrives 3 minutes earlier

- A To Bedford, see table 051
C To St Albans City, see table 051
E From Dorking, see table 162
F From Epsom, see table 162
G From Horsham, see table 162
H From Beckenham Junction, see table 165
K From Caterham, see table 172

Sutton and Wimbledon to London via Streatham and Tulse Hill

Mondays to Fridays until 2 September

Operator	TL
Train ID	9098
Days of operation/Notes	A
Sutton (Surrey) (SUO)  d	2319
Carshalton (CSH)	d
Hackbridge (HCB)	d
Mitcham Junction (MIJ) 	d
Mitcham Eastfields (MTC)	d
West Sutton (WSU)	d 2322
Sutton Common (SUC)	d 2324
St Helier (SIH)	d 2327
Morden South (MDS)	d 2329
South Merton (SMO)	d 2331
Wimbledon Chase (WBO)	d 2333
Wimbledon (WIM) 	2336
Wimbledon (WIM) 	2337
Haydons Road (HYR)	d 2340
Tooting (TOO)	d 2343
Streatham (STE) 	2348
Tulse Hill (TUH) 	2352
Tulse Hill (TUH) 	2352
North Dulwich (NDL)	d
East Dulwich (EDW)	d
Peckham Rye (PMR) 	d
Queens Rd Peckham (QRP)	d
South Bermondsey (SBM)	d
London Bridge (LBG) 	a
Herne Hill (HNH) 	2356
Loughborough Jn (LGJ)	d 2359
Elephant & Castle (EPH) 	d 0004
London Blackfriars (BFR) 	a 0008
City Thameslink (CTK) 	a
Farringdon (ZFD) 	a 0013
St Pancras International (STP) 	a 0017
Balham (BAL) 	a
Clapham Junction (CLJ) 	a
London Victoria (VIC) 	a

NOTES (see introductory pages for explanation of train operator codes and standard symbols)

a Arrival time

d Departure time

A To Bedford, see table 051

Sutton and Wimbledon to London via Streatham and Tulse Hill

Saturdays until 3 September

Operator Train ID Days of operation/Notes	TL	TL	TL	TL	SN	TL	SN	SN	TL	SN	TL	SN	SN	TL	SN	TL	SN	TL	SN
	9098 A	9V10 B	9O10 B	9V12 B	2J04 C	9O12 B	2H92 E	2I03 D	9V14 B	2J06 C	9O14 B	2H94 E	1I05 F	2I05 D	9V16 B	2J08 G	9O16 B	2H12 H	
Sutton (Surrey) (SUO) 4 d		0546	0549	0616		0619		0642	0646		0649		0702	0712	0716		0719		
Carshalton (CSH) d		0549		0619				0645	0649				0705	0715	0719				
Hackbridge (HCB) d		0552		0622				0648	0652					0718	0722				
Mitcham Junction (MIJ) d		0555		0625				0651	0655					0721	0725				
Mitcham Eastfields (MTC) d		0558		0628				0654	0658					0724	0728				
West Sutton (WSU) d			0552			0622					0652							0722	
Sutton Common (SUC) d			0554			0624					0654							0724	
St Helier (SIH) d			0557			0627					0657							0727	
Morden South (MDS) d			0559			0629					0659							0729	
South Merton (SMO) d			0601			0631					0701							0731	
Wimbledon Chase (WBO) d			0603			0633					0703							0733	
Wimbledon (WIM) 6 a			0606			0636					0706							0736	
Wimbledon (WIM) 6 d			0607			0637					0707							0737	
Haydens Road (HYR) d			0610			0640					0710							0740	
Tooting (TOO) d			0613			0643					0713							0743	
Streatham (STE) 4 d		0603	0618	0633	0643	0648			0703	0713	0718				0733	0743	0748		
Tulse Hill (TUH) 4 a		0607	0622	0637	0647	0652			0707	0717	0722				0737	0747	0752		
Tulse Hill (TUH) 4 d		0608	0623	0638	0647	0652	0702		0708	0717	0723	0732			0738	0747	0753	0802	
North Dulwich (NDL) d					0651		0706			0721		0736				0751		0806	
East Dulwich (EDW) d					0653		0708			0723		0738				0753		0808	
Peckham Rye (PMR) 4 d					0656		0711			0726		0741				0756		0811	
Queens Rd Peckham (QRP) d					0658		0713			0728		0743				0758		0813	
South Bermondsey (SBM) d					0701		0716			0731		0746				0801		0816	
London Bridge (LBG) 4 a					0707		0721			0737		0751				0807		0821	
Herne Hill (HNH) 4 d		0612	0627	0642		0656			0712		0727				0742		0757		
Loughborough Jn (LGJ) d		0615	0630	0645		0700			0715		0730				0745		0800		
Elephant & Castle (EPH) d	0004	0619	0634	0649		0704			0719		0734				0749		0804		
London Blackfriars (BFR) 3 a	0008	0624	0639	0654		0709			0724		0739				0754		0809		
City Thameslink (CTK) 3 a																			
Farringdon (ZFD) 3 a	0013	0628	0643	0658		0713			0728		0743				0758		0813		
St Pancras International (STP) 15 a	0017	0633	0648	0703		0718			0733		0748				0803		0818		
Balham (BAL) 4 a								0703						0733					
Clapham Junction (CLJ) 10 a								0707					0723	0737					
London Victoria (VIC) 10 a								0715					0733	0745					

NOTES (see introductory pages for explanation of train operator codes and standard symbols)

a Arrival time

d Departure time

A To Bedford, see table 051

B To St Albans City, see table 051

C From Selhurst, see table 164

D From Epsom, see table 162

E From Norwood Junction, see table 165

F From Dorking, see table 162

G From Caterham, see table 171

H From Beckenham Junction, see table 165

Sutton and Wimbledon to London via Streatham and Tulse Hill

Saturdays until 3 September

Operator Train ID Days of operation/Notes	SN	SN	TL	SN	TL	SN	SN	SN	TL	SN	TL	SN	SN	SN	TL	SN	TL	SN	TL	SN	
	1107 F	2107 D	9V18 B	2J10 G	9O18 B	2H14 H	1109 F	2109 D	9V20 B	2J12 G	9O20 B	2H16 H	1111 F	2111 D	9V22 B	2J14 G	9O22 B	2H18 H			
Sutton (Surrey) (SUO) 4 d	0732	0742	0746		0749		0802	0812	0816		0819		0832	0842	0846		0849				
Carshalton (CSH) d	0735	0745	0749				0805	0815	0819				0835	0845	0849						
Hackbridge (HCB) d		0748	0752					0818	0822					0848	0852						
Mitcham Junction (MIJ) d		0751	0755					0821	0825					0851	0855						
Mitcham Eastfields (MTC) d		0754	0758					0824	0828					0854	0858						
West Sutton (WSU) d					0752						0822									0852	
Sutton Common (SUC) d					0754						0824									0854	
St Helier (SIH) d					0757						0827									0857	
Morden South (MDS) d					0759						0829									0859	
South Merton (SMO) d					0801						0831									0901	
Wimbledon Chase (WBO) d					0803						0833									0903	
Wimbledon (WIM) 6 a					0806						0836									0906	
Wimbledon (WIM) 6 d					0807						0837									0907	
Haydens Road (HYR) d					0810						0840									0910	
Tooting (TOO) d					0813						0843									0913	
Streatham (STE) 4 d			0803	0813	0818					0833	0843	0848				0903	0913		0918		
Tulse Hill (TUH) 4 a			0807	0817	0822					0837	0847	0852				0907	0917		0922		
Tulse Hill (TUH) 4 d			0808	0817	0823	0832				0838	0847	0853	0902			0908	0917		0923	0932	
North Dulwich (NDL) d			0821		0836						0851		0906			0921			0936		
East Dulwich (EDW) d			0823		0838						0853		0908			0923			0938		
Peckham Rye (PMR) 4 d			0826		0841						0856		0911			0926			0941		
Queens Rd Peckham (QRP) d			0828		0843						0858		0913			0928			0943		
South Bermondsey (SBM) d			0831		0846						0901		0916			0931			0946		
London Bridge (LBG) 4 a			0837		0851						0907		0921			0937			0951		
Herne Hill (HNH) 4 d			0812		0827					0842		0857				0912			0927		
Loughborough Jn (LGJ) d			0815		0830					0845		0900				0915			0930		
Elephant & Castle (EPH) d			0819		0834					0849		0904				0919			0934		
London Blackfriars (BFR) 3 a			0824		0839					0854		0909				0924			0939		
City Thameslink (CTK) 3 a											0911					0926			0941		
Farringdon (ZFD) 3 a			0828		0843					0858		0913				0928			0943		
St Pancras International (STP) 15 a			0833		0848					0903		0918				0933			0948		
Balham (BAL) 4 a		0803						0833						0903							
Clapham Junction (CLJ) 10 a	0753	0807					0823	0837					0853	0907							
London Victoria (VIC) 10 a	0802	0815					0832	0845					0902	0915							

NOTES (see introductory pages for explanation of train operator codes and standard symbols)

a Arrival time

d Departure time

B To St Albans City, see table 051

D From Epsom, see table 162

F From Dorking, see table 162

G From Caterham, see table 171

H From Beckenham Junction, see table 165

Sutton and Wimbledon to London via Streatham and Tulse Hill

Saturdays until 3 September

Operator Train ID Days of operation/Notes	SN	SN	TL	SN	TL	SN	SN	SN	TL	SN	TL	SN	SN	SN	TL	SN	TL	SN	TL	SN	
	1113 J	2113 D	9V24 B	2J16 G	9O24 B	2H20 H	1115 F	2115 D	9V26 B	2J18 G	9O26 B	2H22 H	1117 J	2117 D	9V28 B	2J20 G	9O28 B	2H24 H			
Sutton (Surrey) (SUO) 4 d	0902	0912	0916		0919		0932	0942	0946		0949		1002	1012	1016		1019				
Carshalton (CSH) d	0905	0915	0919				0935	0945	0949				1005	1015	1019						
Hackbridge (HCB) d		0918	0922					0948	0952					1018	1022						
Mitcham Junction (MIJ) d		0921	0925					0951	0955					1021	1025						
Mitcham Eastfields (MTC) d		0924	0928					0954	0958					1024	1028						
West Sutton (WSU) d					0922						0952									1022	
Sutton Common (SUC) d					0924						0954									1024	
St Helier (SIH) d					0927						0957									1027	
Morden South (MDS) d					0929						0959									1029	
South Merton (SMO) d					0931						1001									1031	
Wimbledon Chase (WBO) d					0933						1003									1033	
Wimbledon (WIM) 6 a					0936						1006									1036	
Wimbledon (WIM) 6 d					0937						1007									1037	
Haydens Road (HYR) d					0940						1010									1040	
Tooting (TOO) d					0943						1013									1043	
Streatham (STE) 4 d			0933	0943	0948				1003	1013	1018				1033	1043	1048				
Tulse Hill (TUH) 4 a			0937	0947	0952				1007	1017	1022				1037	1047	1052				
Tulse Hill (TUH) 4 d			0938	0947	0953	1002			1008	1017	1023	1032			1038	1047	1053	1102			
North Dulwich (NDL) d				0951		1006				1021		1036			1051					1106	
East Dulwich (EDW) d				0953		1008				1023		1038			1053					1108	
Peckham Rye (PMR) 4 d				0956		1011				1026		1041			1056					1111	
Queens Rd Peckham (QRP) d				0958		1013				1028		1043			1058					1113	
South Bermondsey (SBM) d				1001		1016				1031		1046			1101					1116	
London Bridge (LBG) 4 a				1007		1021				1037		1051			1107					1121	
Herne Hill (HNH) 4 d			0942		0957				1012		1027				1042		1057				
Loughborough Jn (LGJ) d			0945		1000				1015		1030				1045		1100				
Elephant & Castle (EPH) d			0949		1004				1019		1034				1049		1104				
London Blackfriars (BFR) 3 a			0954		1009				1024		1039				1054		1109				
City Thameslink (CTK) 3 a			0956		1011				1026		1041				1056		1111				
Farringdon (ZFD) 3 a			0958		1013				1028		1043				1058		1113				
St Pancras International (STP) 15 a			1003		1018				1033		1048				1103		1118				
Balham (BAL) 4 a		0933						1003						1033							
Clapham Junction (CLJ) 10 a	0923	0937					0953	1007					1023	1037							
London Victoria (VIC) 10 a	0932	0945					1002	1015					1032	1045							

NOTES (see introductory pages for explanation of train operator codes and standard symbols)

- a Arrival time
d Departure time
- B To St Albans City, see table 051
D From Epsom, see table 162
F From Dorking, see table 162
G From Caterham, see table 171
H From Beckenham Junction, see table 165
J From Horsham, see table 162

Sutton and Wimbledon to London via Streatham and Tulse Hill

Saturdays until 3 September

Operator Train ID Days of operation/Notes	SN	SN	TL	SN	TL	SN	SN	SN	TL	SN	TL	SN	SN	SN	TL	SN	TL	SN	TL	SN
	1119 F	2119 D	9V30 B	2J22 G	9O30 B	2H26 H	1I21 J	2I21 D	9V32 B	2J24 G	9O32 B	2H28 H	1I23 F	2I23 D	9V34 B	2J26 G	9O34 B	2H30 H		
Sutton (Surrey) (SUO) 4 d	1032	1042	1046		1049		1102	1112	1116		1119		1132	1142	1146		1149			
Carshalton (CSH) d	1035	1045	1049				1105	1115	1119				1135	1145	1149					
Hackbridge (HCB) d		1048	1052					1118	1122					1148	1152					
Mitcham Junction (MIJ) d		1051	1055					1121	1125					1151	1155					
Mitcham Eastfields (MTC) d		1054	1058					1124	1128					1154	1158					
West Sutton (WSU) d					1052						1122								1152	
Sutton Common (SUC) d					1054						1124								1154	
St Helier (SIH) d					1057						1127								1157	
Morden South (MDS) d					1059						1129								1159	
South Merton (SMO) d					1101						1131								1201	
Wimbledon Chase (WBO) d					1103						1133								1203	
Wimbledon (WIM) 6 a					1106						1136								1206	
Wimbledon (WIM) 6 d					1107						1137								1207	
Haydens Road (HYR) d					1110						1140								1210	
Tooting (TOO) d					1113						1143								1213	
Streatham (STE) 4 d			1103	1113	1118				1133	1143	1148				1203	1213	1218			
Tulse Hill (TUH) 4 a			1107	1117	1122				1137	1147	1152				1207	1217	1222			
Tulse Hill (TUH) 4 d			1108	1117	1123	1132			1138	1147	1153	1202			1208	1217	1223	1232		
North Dulwich (NDL) d				1121		1136				1151		1206				1221		1236		
East Dulwich (EDW) d				1123		1138				1153		1208				1223		1238		
Peckham Rye (PMR) 4 d				1126		1141				1156		1211				1226		1241		
Queens Rd Peckham (QRP) d				1128		1143				1158		1213				1228		1243		
South Bermondsey (SBM) d				1131		1146				1201		1216				1231		1246		
London Bridge (LBG) 4 a				1137		1151				1207		1221				1237		1251		
Herne Hill (HNH) 4 d			1112		1127				1142		1157				1212		1227			
Loughborough Jn (LGJ) d			1115		1130				1145		1200				1215		1230			
Elephant & Castle (EPH) d			1119		1134				1149		1204				1219		1234			
London Blackfriars (BFR) 3 a			1124		1139				1154		1209				1224		1239			
City Thameslink (CTK) 3 a			1126		1141				1156		1211				1226		1241			
Farringdon (ZFD) 3 a			1128		1143				1158		1213				1228		1243			
St Pancras International (STP) 15 a			1133		1148				1203		1218				1233		1248			
Balham (BAL) 4 a		1103						1133						1203						
Clapham Junction (CLJ) 10 a	1053	1107					1123	1137					1153	1207						
London Victoria (VIC) 10 a	1102	1115					1132	1145					1202	1215						

NOTES (see introductory pages for explanation of train operator codes and standard symbols)

- a Arrival time
d Departure time
- B To St Albans City, see table 051
D From Epsom, see table 162
F From Dorking, see table 162
G From Caterham, see table 171
H From Beckenham Junction, see table 165
J From Horsham, see table 162

Sutton and Wimbledon to London via Streatham and Tulse Hill

Saturdays until 3 September

Operator Train ID Days of operation/Notes	SN	SN	TL	SN	TL	SN	SN	SN	TL	SN	TL	SN	SN	SN	TL	SN	TL	SN
	1125 J	2125 D	9V36 B	2J28 G	9O36 B	2H32 H	1127 F	2127 D	9V38 B	2J30 G	9O38 B	2H34 H	1129 J	2129 D	9V40 B	2J32 G	9O40 B	2H36 H
Sutton (Surrey) (SUO) 4 d	1202	1212	1216		1219		1232	1242	1246		1249		1302	1312	1316		1319	
Carshalton (CSH) d	1205	1215	1219				1235	1245	1249				1305	1315	1319			
Hackbridge (HCB) d		1218	1222					1248	1252					1318	1322			
Mitcham Junction (MIJ) d		1221	1225					1251	1255					1321	1325			
Mitcham Eastfields (MTC) d		1224	1228					1254	1258					1324	1328			
West Sutton (WSU) d					1222						1252						1322	
Sutton Common (SUC) d					1224						1254						1324	
St Helier (SIH) d					1227						1257						1327	
Morden South (MDS) d					1229						1259						1329	
South Merton (SMO) d					1231						1301						1331	
Wimbledon Chase (WBO) d					1233						1303						1333	
Wimbledon (WIM) 6 a					1236						1306						1336	
Wimbledon (WIM) 6 d					1237						1307						1337	
Haydens Road (HYR) d					1240						1310						1340	
Tooting (TOO) d					1243						1313						1343	
Streatham (STE) 4 d			1233	1243	1248				1303	1313	1318				1333	1343	1348	
Tulse Hill (TUH) 4 a			1237	1247	1252				1307	1317	1322				1337	1347	1352	
Tulse Hill (TUH) 4 d			1238	1247	1253	1302			1308	1317	1323	1332			1338	1347	1353	1402
North Dulwich (NDL) d				1251		1306				1321		1336				1351		1406
East Dulwich (EDW) d				1253		1308				1323		1338				1353		1408
Peckham Rye (PMR) 4 d				1256		1311				1326		1341				1356		1411
Queens Rd Peckham (QRP) d				1258		1313				1328		1343				1358		1413
South Bermondsey (SBM) d				1301		1316				1331		1346				1401		1416
London Bridge (LBG) 4 a				1307		1321				1337		1351				1407		1421
Herne Hill (HNH) 4 d			1242		1257				1312		1327				1342		1357	
Loughborough Jn (LGJ) d			1245		1300				1315		1330				1345		1400	
Elephant & Castle (EPH) d			1249		1304				1319		1334				1349		1404	
London Blackfriars (BFR) 3 a			1254		1309				1324		1339				1354		1409	
City Thameslink (CTK) 3 a			1256		1311				1326		1341				1356		1411	
Farringdon (ZFD) 3 a			1258		1313				1328		1343				1358		1413	
St Pancras International (STP) 15 a			1303		1318				1333		1348				1403		1418	
Balham (BAL) 4 a		1233						1303						1333				
Clapham Junction (CLJ) 10 a	1223	1237					1253	1307					1323	1337				
London Victoria (VIC) 10 a	1232	1245					1302	1315					1332	1345				

NOTES (see introductory pages for explanation of train operator codes and standard symbols)

- a Arrival time
d Departure time
- B To St Albans City, see table 051
D From Epsom, see table 162
F From Dorking, see table 162
G From Caterham, see table 171
H From Beckenham Junction, see table 165
J From Horsham, see table 162

Sutton and Wimbledon to London via Streatham and Tulse Hill

Saturdays until 3 September

Operator Train ID Days of operation/Notes	SN	SN	TL	SN	TL	SN	SN	SN	TL	SN	TL	SN	SN	SN	TL	SN	TL	SN	TL	SN	
	1131 F	2131 D	9V42 B	2J34 G	9O42 B	2H38 H	1133 J	2133 D	9V44 B	2J36 G	9O44 B	2H40 H	1135 F	2135 D	9V46 B	2J38 G	9O46 B	2H42 H			
Sutton (Surrey) (SUO) 4 d	1332	1342	1346		1349		1402	1412	1416		1419		1432	1442	1446		1449				
Carshalton (CSH) d	1335	1345	1349				1405	1415	1419				1435	1445	1449						
Hackbridge (HCB) d		1348	1352					1418	1422					1448	1452						
Mitcham Junction (MIJ) d		1351	1355					1421	1425					1451	1455						
Mitcham Eastfields (MTC) d		1354	1358					1424	1428					1454	1458						
West Sutton (WSU) d					1352						1422									1452	
Sutton Common (SUC) d					1354						1424									1454	
St Helier (SIH) d					1357						1427									1457	
Morden South (MDS) d					1359						1429									1459	
South Merton (SMO) d					1401						1431									1501	
Wimbledon Chase (WBO) d					1403						1433									1503	
Wimbledon (WIM) 6 a					1406						1436									1506	
Wimbledon (WIM) 6 d					1407						1437									1507	
Haydens Road (HYR) d					1410						1440									1510	
Tooting (TOO) d					1413						1443									1513	
Streatham (STE) 4 d			1403	1413	1418				1433	1443	1448				1503	1513	1518				
Tulse Hill (TUH) 4 a			1407	1417	1422				1437	1447	1452				1507	1517	1522				
Tulse Hill (TUH) 4 d			1408	1417	1423	1432			1438	1447	1453	1502			1508	1517	1523	1532			
North Dulwich (NDL) d				1421		1436				1451		1506				1521				1536	
East Dulwich (EDW) d				1423		1438				1453		1508				1523				1538	
Peckham Rye (PMR) 4 d				1426		1441				1456		1511				1526				1541	
Queens Rd Peckham (QRP) d				1428		1443				1458		1513				1528				1543	
South Bermondsey (SBM) d				1431		1446				1501		1516				1531				1546	
London Bridge (LBG) 4 a				1437		1451				1507		1521				1537				1551	
Herne Hill (HNH) 4 d			1412		1427				1442		1457				1512		1527				
Loughborough Jn (LGJ) d			1415		1430				1445		1500				1515		1530				
Elephant & Castle (EPH) d			1419		1434				1449		1504				1519		1534				
London Blackfriars (BFR) 3 a			1424		1439				1454		1509				1524		1539				
City Thameslink (CTK) 3 a			1426		1441				1456		1511				1526		1541				
Farringdon (ZFD) 3 a			1428		1443				1458		1513				1528		1543				
St Pancras International (STP) 15 a			1433		1448				1503		1518				1533		1548				
Balham (BAL) 4 a		1403						1433						1503							
Clapham Junction (CLJ) 10 a	1353	1407					1423	1437					1453	1507							
London Victoria (VIC) 10 a	1402	1415					1432	1445					1502	1515							

NOTES (see introductory pages for explanation of train operator codes and standard symbols)

a Arrival time

d Departure time

B To St Albans City, see table 051

D From Epsom, see table 162

F From Dorking, see table 162

G From Caterham, see table 171

H From Beckenham Junction, see table 165

J From Horsham, see table 162

Sutton and Wimbledon to London via Streatham and Tulse Hill

Saturdays until 3 September

Operator Train ID Days of operation/Notes	SN	SN	TL	SN	TL	SN	SN	SN	TL	SN	TL	SN	SN	SN	TL	SN	TL	SN	TL	SN	
	1137 J	2137 D	9V48 B	2J40 G	9O48 B	2H44 H	1139 F	2139 D	9V50 B	2J42 G	9O50 B	2H46 H	1141 J	2141 D	9V52 B	2J44 G	9O52 B	2H48 H			
Sutton (Surrey) (SUO) 4 d	1502	1512	1516		1519		1532	1542	1546		1549		1602	1612	1616		1619				
Carshalton (CSH) d	1505	1515	1519				1535	1545	1549				1605	1615	1619						
Hackbridge (HCB) d		1518	1522					1548	1552					1618	1622						
Mitcham Junction (MIJ) d		1521	1525					1551	1555					1621	1625						
Mitcham Eastfields (MTC) d		1524	1528					1554	1558					1624	1628						
West Sutton (WSU) d					1522						1552									1622	
Sutton Common (SUC) d					1524						1554									1624	
St Helier (SIH) d					1527						1557									1627	
Morden South (MDS) d					1529						1559									1629	
South Merton (SMO) d					1531						1601									1631	
Wimbledon Chase (WBO) d					1533						1603									1633	
Wimbledon (WIM) 6 a					1536						1606									1636	
Wimbledon (WIM) 6 d					1537						1607									1637	
Haydens Road (HYR) d					1540						1610									1640	
Tooting (TOO) d					1543						1613									1643	
Streatham (STE) 4 d			1533	1543	1548				1603	1613	1618				1633	1643	1648				
Tulse Hill (TUH) 4 a			1537	1547	1552				1607	1617	1622				1637	1647	1652				
Tulse Hill (TUH) 4 d			1538	1547	1553	1602			1608	1617	1623	1632			1638	1647	1653	1702			
North Dulwich (NDL) d				1551		1606				1621		1636				1651		1706			
East Dulwich (EDW) d				1553		1608				1623		1638				1653		1708			
Peckham Rye (PMR) 4 d				1556		1611				1626		1641				1656		1711			
Queens Rd Peckham (QRP) d				1558		1613				1628		1643				1658		1713			
South Bermondsey (SBM) d				1601		1616				1631		1646				1701		1716			
London Bridge (LBG) 4 a				1607		1621				1637		1651				1707		1721			
Herne Hill (HNH) 4 d			1542		1557				1612		1627				1642		1657				
Loughborough Jn (LGJ) d			1545		1600				1615		1630				1645		1700				
Elephant & Castle (EPH) d			1549		1604				1619		1634				1649		1704				
London Blackfriars (BFR) 3 a			1554		1609				1624		1639				1654		1709				
City Thameslink (CTK) 3 a			1556		1611				1626		1641				1656		1711				
Farringdon (ZFD) 3 a			1558		1613				1628		1643				1658		1713				
St Pancras International (STP) 15 a			1603		1618				1633		1648				1703		1718				
Balham (BAL) 4 a		1533						1603						1633							
Clapham Junction (CLJ) 10 a	1523	1537					1553	1607					1623	1637							
London Victoria (VIC) 10 a	1532	1545					1602	1615					1632	1645							

NOTES (see introductory pages for explanation of train operator codes and standard symbols)

a Arrival time

d Departure time

B To St Albans City, see table 051

D From Epsom, see table 162

F From Dorking, see table 162

G From Caterham, see table 171

H From Beckenham Junction, see table 165

J From Horsham, see table 162

Sutton and Wimbledon to London via Streatham and Tulse Hill

Saturdays until 3 September

Operator Train ID Days of operation/Notes	SN	SN	TL	SN	TL	SN	SN	SN	TL	SN	TL	SN	SN	SN	TL	SN	TL	SN	TL	SN	
	1143 F	2143 D	9V54 B	2J46 G	9O54 B	2H50 H	1145 J	2145 D	9V56 B	2J48 G	9O56 B	2H52 H	1147 F	2147 D	9V58 B	2J50 G	9O58 B	2H54 H			
Sutton (Surrey) (SUO) 4 d	1632	1642	1646		1649		1702	1712	1716		1719		1732	1742	1746		1749				
Carshalton (CSH) d	1635	1645	1649				1705	1715	1719				1735	1745	1749						
Hackbridge (HCB) d		1648	1652					1718	1722					1748	1752						
Mitcham Junction (MIJ) d		1651	1655					1721	1725					1751	1755						
Mitcham Eastfields (MTC) d		1654	1658					1724	1728					1754	1758						
West Sutton (WSU) d					1652							1722								1752	
Sutton Common (SUC) d					1654							1724								1754	
St Helier (SIH) d					1657							1727								1757	
Morden South (MDS) d					1659							1729								1759	
South Merton (SMO) d					1701							1731								1801	
Wimbledon Chase (WBO) d					1703							1733								1803	
Wimbledon (WIM) 6 a					1706							1736								1806	
Wimbledon (WIM) 6 d					1707							1737								1807	
Haydens Road (HYR) d					1710							1740								1810	
Tooting (TOO) d					1713							1743								1813	
Streatham (STE) 4 d			1703	1713	1718				1733	1743	1748				1803	1813	1818				
Tulse Hill (TUH) 4 a			1707	1717	1722				1737	1747	1752				1807	1817	1822				
Tulse Hill (TUH) 4 d			1708	1717	1723	1732			1738	1747	1753	1802			1808	1817	1823	1832			
North Dulwich (NDL) d				1721		1736				1751		1806			1821		1836				
East Dulwich (EDW) d				1723		1738				1753		1808			1823		1838				
Peckham Rye (PMR) 4 d				1726		1741				1756		1811			1826		1841				
Queens Rd Peckham (QRP) d				1728		1743				1758		1813			1828		1843				
South Bermondsey (SBM) d				1731		1746				1801		1816			1831		1846				
London Bridge (LBG) 4 a				1737		1751				1807		1821			1837		1851				
Herne Hill (HNH) 4 d			1712		1727				1742		1757				1812		1827				
Loughborough Jn (LGJ) d			1715		1730				1745		1800				1815		1830				
Elephant & Castle (EPH) d			1719		1734				1749		1804				1819		1834				
London Blackfriars (BFR) 3 a			1724		1739				1754		1809				1824		1839				
City Thameslink (CTK) 3 a			1726		1741				1756		1811				1826		1841				
Farringdon (ZFD) 3 a			1728		1743				1758		1813				1828		1843				
St Pancras International (STP) 15 a			1733		1748				1803		1818				1833		1848				
Balham (BAL) 4 a		1703						1733						1803							
Clapham Junction (CLJ) 10 a	1653	1707					1723	1737					1753	1807							
London Victoria (VIC) 10 a	1702	1715					1732	1745					1802	1815							

NOTES (see introductory pages for explanation of train operator codes and standard symbols)

a Arrival time
d Departure time

B To St Albans City, see table 051
D From Epsom, see table 162
F From Dorking, see table 162
G From Caterham, see table 171
H From Beckenham Junction, see table 165
J From Horsham, see table 162

Sutton and Wimbledon to London via Streatham and Tulse Hill

Saturdays until 3 September

Operator	SN	SN	TL	SN	TL	SN	SN	SN	TL	SN	TL	SN	SN	SN	TL	SN	TL	SN	TL	SN
Train ID	1149	2149	9V60	2J52	9060	2H56	1151	2151	9V62	2J54	9062	2H58	1153	2153	9V64	2J56	9064	2H60		
Days of operation/Notes	J	D	B	G	B	H	F	D	B	G	B	H	J	D	B	G	B	H		
Sutton (Surrey) (SUO)	4 d	1802	1812	1816		1819		1832	1842	1846		1849		1902	1912	1916		1919		
Carshalton (CSH)	d	1805	1815	1819				1835	1845	1849				1905	1915	1919				
Hackbridge (HCB)	d		1818	1822					1848	1852					1918	1922				
Mitcham Junction (MIJ)	d		1821	1825					1851	1855					1921	1925				
Mitcham Eastfields (MTC)	d		1824	1828					1854	1858					1924	1928				
West Sutton (WSU)	d					1822						1852								1922
Sutton Common (SUC)	d					1824						1854								1924
St Helier (SIH)	d					1827						1857								1927
Morden South (MDS)	d					1829						1859								1929
South Merton (SMO)	d					1831						1901								1931
Wimbledon Chase (WBO)	d					1833						1903								1933
Wimbledon (WIM)	6 a					1836						1906								1936
Wimbledon (WIM)	6 d					1837						1907								1937
Haydens Road (HYR)	d					1840						1910								1940
Tooting (TOO)	d					1843						1913								1943
Streatham (STE)	4 d			1833	1843	1848				1903	1913	1918				1933	1943	1948		
Tulse Hill (TUH)	4 a			1837	1847	1852				1907	1917	1922				1937	1947	1952		
Tulse Hill (TUH)	4 d			1838	1847	1853	1902			1908	1917	1923	1932			1938	1947	1953	2002	
North Dulwich (NDL)	d			1851		1906					1921		1936			1951			2006	
East Dulwich (EDW)	d			1853		1908					1923		1938			1953			2008	
Peckham Rye (PMR)	4 d			1856		1911					1926		1941			1956			2011	
Queens Rd Peckham (QRP)	d			1858		1913					1928		1943			1958			2013	
South Bermondsey (SBM)	d			1901		1916					1931		1946			2001			2016	
London Bridge (LBG)	4 a			1907		1921					1937		1951			2007			2021	
Herne Hill (HNH)	4 d			1842		1857				1912		1927				1942		1957		
Loughborough Jn (LGJ)	d			1845		1900				1915		1930				1945		2000		
Elephant & Castle (EPH)	d			1849		1904				1919		1934				1949		2004		
London Blackfriars (BFR)	3 a			1854		1909				1924		1939				1954		2009		
City Thameslink (CTK)	3 a			1856		1911				1926		1941				1956		2011		
Farringdon (ZFD)	3 a			1858		1913				1928		1943				1958		2013		
St Pancras International (STP)	15 a			1903		1918				1933		1948				2003		2018		
Balham (BAL)	4 a		1833					1903							1933					
Clapham Junction (CLJ)	10 a	1823	1837				1853	1907					1923	1937						
London Victoria (VIC)	10 a	1832	1845				1902	1915					1932	1945						

NOTES (see introductory pages for explanation of train operator codes and standard symbols)

- a Arrival time
d Departure time
- B To St Albans City, see table 051
D From Epsom, see table 162
F From Dorking, see table 162
G From Caterham, see table 171
H From Beckenham Junction, see table 165
J From Horsham, see table 162

Sutton and Wimbledon to London via Streatham and Tulse Hill

Saturdays until 3 September

Operator Train ID Days of operation/Notes	SN	SN	TL	SN	TL	SN	SN	SN	TL	SN	TL	SN	SN	SN	TL	SN	TL	SN	TL	SN	
	1155 F	2155 D	9V66 B	2J58 G	9O66 B	2H62 H	1157 F	2157 D	9V68 B	2J60 G	9O68 B	2H64 H	1159 F	2159 D	9V70 B	2J62 G	9O70 B	2H66 H			
Sutton (Surrey) (SUO) 4 d	1932	1942	1946		1949		2002	2012	2016		2019		2032	2042	2046		2049				
Carshalton (CSH) d	1935	1945	1949				2005	2015	2019				2035	2045	2049						
Hackbridge (HCB) d		1948	1952					2018	2022					2048	2052						
Mitcham Junction (MIJ) d		1951	1955					2021	2025					2051	2055						
Mitcham Eastfields (MTC) d		1954	1958					2024	2028					2054	2058						
West Sutton (WSU) d					1952						2022									2052	
Sutton Common (SUC) d					1954						2024									2054	
St Helier (SIH) d					1957						2027									2057	
Morden South (MDS) d					1959						2029									2059	
South Merton (SMO) d					2001						2031									2101	
Wimbledon Chase (WBO) d					2003						2033									2103	
Wimbledon (WIM) 6 a					2006						2036									2106	
Wimbledon (WIM) 6 d					2007						2037									2107	
Haydens Road (HYR) d					2010						2040									2110	
Tooting (TOO) d					2013						2043									2113	
Streatham (STE) 4 d			2003	2013	2018				2033	2043	2048				2103	2113	2118				
Tulse Hill (TUH) 4 a			2007	2017	2022				2037	2047	2052				2107	2117	2122				
Tulse Hill (TUH) 4 d			2008	2017	2023	2032			2038	2047	2053	2102		2108	2117	2123	2132				
North Dulwich (NDL) d				2021	2036					2051	2106				2121	2136					
East Dulwich (EDW) d				2023	2038					2053	2108				2123	2138					
Peckham Rye (PMR) 4 d				2026	2041					2056	2111				2126	2141					
Queens Rd Peckham (QRP) d				2028	2043					2058	2113				2128	2143					
South Bermondsey (SBM) d				2031	2046					2101	2116				2131	2146					
London Bridge (LBG) 4 a				2037	2051					2107	2121				2137	2151					
Herne Hill (HNH) 4 d			2012		2027				2042		2057				2112	2127					
Loughborough Jn (LGJ) d			2015		2030				2045		2100				2115	2130					
Elephant & Castle (EPH) d			2019		2034				2049		2104				2119	2134					
London Blackfriars (BFR) 3 a			2024		2039				2054		2109				2124	2139					
City Thameslink (CTK) 3 a			2026		2041				2056												
Farringdon (ZFD) 3 a			2028		2043				2058		2113				2128	2143					
St Pancras International (STP) 15 a			2033		2048				2103		2118				2133	2148					
Balham (BAL) 4 a		2003						2033						2103							
Clapham Junction (CLJ) 10 a	1953	2007					2023	2037					2053	2107							
London Victoria (VIC) 10 a	2002	2015					2032	2045					2102	2115							

NOTES (see introductory pages for explanation of train operator codes and standard symbols)

a Arrival time

d Departure time

B To St Albans City, see table 051

D From Epsom, see table 162

F From Dorking, see table 162

G From Caterham, see table 171

H From Beckenham Junction, see table 165

Sutton and Wimbledon to London via Streatham and Tulse Hill

Saturdays until 3 September

Operator Train ID Days of operation/Notes	SN	SN	TL	SN	TL	SN	SN	SN	TL	SN	TL	SN	SN	SN	TL	SN	TL	SN
	1161 F	2161 D	9V72 B	2J64 G	9O90 A	2H68 H	1163 F	2163 D	9V90 A	2J66 G	9O92 A	2H70 H	1165 F	2165 D	9V92 A	2J68 G	9O94 A	2H72 H
Sutton (Surrey) (SUO) 4 d	2102	2112	2116		2119		2132	2142	2146		2149		2202	2212	2218		2219	
Carshalton (CSH) d	2105	2115	2119				2135	2145	2149				2205	2215	2221			
Hackbridge (HCB) d		2118	2122					2148	2152					2218	2224			
Mitcham Junction (MIJ) d		2121	2125					2151	2155					2221	2227			
Mitcham Eastfields (MTC) d		2124	2128					2154	2158					2224	2230			
West Sutton (WSU) d					2122						2152							2222
Sutton Common (SUC) d					2124						2154							2224
St Helier (SIH) d					2127						2157							2227
Morden South (MDS) d					2129						2159							2229
South Merton (SMO) d					2131						2201							2231
Wimbledon Chase (WBO) d					2133						2203							2233
Wimbledon (WIM) 6 a					2136						2206							2236
Wimbledon (WIM) 6 d					2137						2207							2241
Haydens Road (HYR) d					2140						2210							2244
Tooting (TOO) d					2143						2213							2247
Streatham (STE) 4 d			2133	2143	2148				2203	2213	2218				2235	2243	2252	
Tulse Hill (TUH) 4 a			2137	2147	2152				2207	2217	2222				2239	2247	2256	
Tulse Hill (TUH) 4 d			2138	2147	2153	2202			2208	2217	2223	2232			2240	2247	2257	2302
North Dulwich (NDL) d				2151		2206				2221		2236				2251		2306
East Dulwich (EDW) d				2153		2208				2223		2238				2253		2308
Peckham Rye (PMR) 4 d				2156		2211				2226		2241				2256		2311
Queens Rd Peckham (QRP) d				2158		2213				2228		2243				2258		2313
South Bermondsey (SBM) d				2201		2216				2231		2246				2301		2316
London Bridge (LBG) 4 a				2207		2221				2237		2252				2307		2323
Herne Hill (HMH) 4 d			2142		2157				2212		2227				2244		2301	
Loughborough Jn (LGJ) d			2145		2200				2215		2230				2247		2304	
Elephant & Castle (EPH) d			2149		2204				2219		2234				2251		2308	
London Blackfriars (BFR) 3 a			2154		2209				2224		2244				2256		2314	
City Thameslink (CTK) 3 a																		
Farringdon (ZFD) 3 a			2158		2213				2228		2248				2303		2318	
St Pancras International (STP) 15 a			2203		2218				2233		2253				2307		2323	
Balham (BAL) 4 a		2133						2203						2233				
Clapham Junction (CLJ) 10 a	2123	2137					2153	2207					2223	2237				
London Victoria (VIC) 10 a	2132	2145					2201	2215					2232	2245				

NOTES (see introductory pages for explanation of train operator codes and standard symbols)

- a Arrival time
d Departure time
- A To Bedford, see table 051
B To St Albans City, see table 051
D From Epsom, see table 162
F From Dorking, see table 162
G From Caterham, see table 171
H From Beckenham Junction, see table 165

Sutton and Wimbledon to London via Streatham and Tulse Hill

Saturdays until 3 September

Operator Train ID Days of operation/Notes	SN	SN	TL	SN	TL	SN	SN	SN	TL	SN	TL
	1167 F	2167 D	9V94 A	2J70 G	9096 A	2H74 H	1169 F	2169 D	9V96 A	2J72 G	9098 A
Sutton (Surrey) (SUO) 4 d	2232	2242	2248		2249		2302	2312	2318		2319
Carshalton (CSH) d	2235	2245	2251				2305	2315	2321		
Hackbridge (HCB) d		2248	2254					2318	2324		
Mitcham Junction (MIJ) d		2251	2257					2321	2327		
Mitcham Eastfields (MTC) d		2254	2300					2324	2330		
West Sutton (WSU) d					2252						2322
Sutton Common (SUC) d					2254						2324
St Helier (SIH) d					2257						2327
Morden South (MDS) d					2259						2329
South Merton (SMO) d					2301						2331
Wimbledon Chase (WBO) d					2303						2333
Wimbledon (WIM) 6 a					2306						2336
Wimbledon (WIM) 6 d					2311						2337
Haydens Road (HYR) d					2314						2340
Tooting (TOO) d					2317						2343
Streatham (STE) 4 d			2305	2312	2322				2335	2343	2348
Tulse Hill (TUH) 4 a			2309	2317	2326				2339	2347	2352
Tulse Hill (TUH) 4 d			2310	2317	2327	2332			2340	2347	2352
North Dulwich (NDL) d				2321		2336					2351
East Dulwich (EDW) d				2323		2338					2353
Peckham Rye (PMR) 4 d				2326		2341					2356
Queens Rd Peckham (QRP) d				2328		2343					2358
South Bermondsey (SBM) d				2331		2346					0002
London Bridge (LBG) 4 a				2337		2351					0008
Herne Hill (HNH) 4 d			2314		2334c				2344		2356
Loughborough Jn (LGJ) d			2317		2337				2347		2359
Elephant & Castle (EPH) 3 a			2321		2341				2354e		0004
London Blackfriars (BFR) 3 a			2326		2346				0001		0008
City Thameslink (CTK) 3 a											
Farringdon (ZFD) 3 a			2333		2353				0006		0013
St Pancras International (STP) 15 a			2337		2357				0010		0017
Balham (BAL) 4 a		2303						2333			
Clapham Junction (CLJ) 10 a	2253	2307					2323	2337			
London Victoria (VIC) 10 a	2302	2315					2332	2348			

NOTES (see introductory pages for explanation of train operator codes and standard symbols)

- a Arrival time
- d Departure time
- c Arrives 4 minutes earlier
- e Arrives 3 minutes earlier

- A To Bedford, see table 051
- D From Epsom, see table 162
- F From Dorking, see table 162
- G From Caterham, see table 171
- H From Beckenham Junction, see table 165

Sutton and Wimbledon to London via Streatham and Tulse Hill

Sundays until 4 September

Operator Train ID Days of operation/Notes	SN	TL	SN	SN	SN	SN	SN	SN	SN	SN	SN	SN	SN	SN	SN	SN	SN	SN	SN
	2J72 A	9098 B	2J06 C	2I05 D	2H08 E	2J08 C	2H10 E	2I91 F	2J10 C	2I09 D	2H12 E	2J12 C	2I11 F	2I11 D	2H14 E	2J14 C	2I13 F	2H16 E	
Sutton (Surrey) (SUO) 4 d				0714				0744		0812			0830	0842				0900	
Carshalton (CSH) d				0717				0747		0815			0834	0845				0904	
Hackbridge (HCB) d				0720				0750		0818				0848					
Mitcham Junction (MIJ) d				0724				0754		0821				0851					
Mitcham Eastfields (MTC) d				0727				0757		0824				0854					
West Sutton (WSU) d																			
Sutton Common (SUC) d																			
St Helier (SIH) d																			
Morden South (MDS) d																			
South Merton (SMO) d																			
Wimbledon Chase (WBO) d																			
Wimbledon (WIM) 6 a																			
Wimbledon (WIM) 6 d																			
Haydens Road (HYR) d																			
Tooting (TOO) d																			
Streatham (STE) 4 d			0659			0729			0800			0829				0859			
Tulse Hill (TUH) 4 a			0702			0732			0803			0832				0902			
Tulse Hill (TUH) 4 d			0703		0720	0733	0743		0804		0813	0833			0843	0903		0913	
North Dulwich (NDL) d			0706		0723	0736	0747		0807		0817	0836			0847	0906		0917	
East Dulwich (EDW) d			0708		0725	0738	0749		0809		0819	0838			0849	0908		0919	
Peckham Rye (PMR) 4 d			0711		0729	0742	0753		0812		0823	0841			0853	0911		0923	
Queens Rd Peckham (QRP) d			0713		0731	0744	0755		0814		0825	0843			0855	0913		0925	
South Bermondsey (SBM) d	0002		0717		0733	0747	0759		0817		0829	0847			0859	0917		0929	
London Bridge (LBG) 4 a	0008		0722		0739	0752	0804		0822		0834	0853			0907	0923		0934	
Herne Hill (HNH) 4 d																			
Loughborough Jn (LGJ) d																			
Elephant & Castle (EPH) d		0004																	
London Blackfriars (BFR) 3 a		0008																	
City Thameslink (CTK) 3 a																			
Farringdon (ZFD) 3 a																			
St Pancras International (STP) 15 a		0013																	
St Pancras International (STP) 15 a		0017																	
Balham (BAL) 4 a				0735				0805		0834				0902					
Clapham Junction (CLJ) 10 a				0740				0810		0841			0853	0907				0923	
London Victoria (VIC) 10 a				0748				0819		0849			0902	0915				0932	

NOTES (see introductory pages for explanation of train operator codes and standard symbols)

- a Arrival time
d Departure time
- A From Caterham, see table 172
B To Bedford, see table 051
C From East Croydon, see table 164
D From Epsom, see table 162
E From Crystal Palace, see table 165
F From Dorking, see table 162

Sutton and Wimbledon to London via Streatham and Tulse Hill

Sundays until 4 September

Operator Train ID Days of operation/Notes	SN	SN	TL	SN	SN	SN	SN	TL	SN	SN	SN	SN	TL	SN	SN	SN	SN	TL
	2J16 C	2H18 E	9O24 G	2I13 D	1115 F	2J18 C	2H20 E	9O26 G	2115 D	1117 F	2J20 C	2H22 E	9O28 G	2117 D	1119 F	2J22 C	2119 D	9V96
Sutton (Surrey) (SUO) 4 d			0909	0912	0930			0939	0942	1000			1009	1012	1030		1042	1046
Carshalton (CSH) d				0916	0934				0946	1004				1016	1034		1045	1049
Hackbridge (HCB) d				0918					0948					1018			1048	1052
Mitcham Junction (MIJ) d				0921					0951					1021			1051	1055
Mitcham Eastfields (MTC) d				0925					0955					1025			1054	1058
West Sutton (WSU) d			0912					0942					1012					
Sutton Common (SUC) d			0914					0944					1014					
St Helier (SIH) d			0917					0947					1017					
Morden South (MDS) d			0919					0949					1019					
South Merton (SMO) d			0921					0951					1021					
Wimbledon Chase (WBO) d			0923					0953					1023					
Wimbledon (WIM) 6 a			0927					0957					1027					
Wimbledon (WIM) 6 d			0927					0957					1027					
Haydons Road (HYR) d			0930					1000					1030					
Tooting (TOO) d			0933					1003					1033					
Streatham (STE) 4 d	0929		0938		0959			1008		1029			1038		1059			1103
Tulse Hill (TUH) 4 a	0932		0942		1002			1012		1032			1042		1102			1107
Tulse Hill (TUH) 4 d	0933	0943	0942		1003	1013	1012			1033	1043	1042			1103			1107
North Dulwich (NDL) d	0936	0947			1006	1017				1036	1047				1106			
East Dulwich (EDW) d	0938	0949			1008	1019				1038	1049				1108			
Peckham Rye (PMR) 4 d	0941	0953			1011	1023				1041	1053				1111			
Queens Rd Peckham (QRP) d	0943	0955			1013	1025				1043	1055				1113			
South Bermondsey (SBM) d	0947	0959			1017	1029				1047	1059				1117			
London Bridge (LBG) 4 a	0952	1004			1022	1034				1052	1104				1122			
Herne Hill (HNH) 4 d			0946					1016					1046					1111
Loughborough Jn (LGJ) d			0949					1019					1049					1114
Elephant & Castle (EPH) d			0954					1024					1054					1119
London Blackfriars (BFR) 3 a			0958					1028					1058					1123
City Thameslink (CTK) 3 a																		
Farringdon (ZFD) 3 a								1033					1103					
St Pancras International (STP) 15 a			1003					1037					1107					
Balham (BAL) 4 a				0932					1002					1032				1102
Clapham Junction (CLJ) 10 a				0937	0953				1007	1023				1037	1053			1107
London Victoria (VIC) 10 a				0945	1002				1015	1032				1045	1102			1115

NOTES (see introductory pages for explanation of train operator codes and standard symbols)

- a Arrival time
d Departure time
- C From East Croydon, see table 164
D From Epsom, see table 162
E From Crystal Palace, see table 165
F From Dorking, see table 162
G To Luton, see table 051

Sutton and Wimbledon to London via Streatham and Tulse Hill

Sundays until 4 September

Operator Train ID Days of operation/Notes	SN	TL	SN	SN	SN	TL	SN	TL	SN	SN	SN	TL	SN	TL	SN	SN	SN	TL
	2H24 E	9030 G	1121 F	2121 D	2J24 C	9V32 H	2H26 E	9032 G	1123 F	2123 D	2J26 C	9V34 H	2H28 E	9034 G	1125 F	2125 D	2J28 C	9V36 H
Sutton (Surrey) (SUO) 4 d		1039	1100	1112		1116		1119	1130	1142		1146		1149	1200	1212		1216
Carshalton (CSH) d			1104	1115		1119			1134	1145		1149			1204	1215		1219
Hackbridge (HCB) d				1118		1122				1148		1152				1218		1222
Mitcham Junction (MIJ) d				1121		1125				1151		1155				1221		1225
Mitcham Eastfields (MTC) d				1124		1128				1154		1158				1224		1228
West Sutton (WSU) d		1042						1122						1152				
Sutton Common (SUC) d		1044						1124						1154				
St Helier (SIH) d		1047						1127						1157				
Morden South (MDS) d		1049						1129						1159				
South Merton (SMO) d		1051						1131						1201				
Wimbledon Chase (WBO) d		1053						1133						1203				
Wimbledon (WIM) 6 a		1057						1136						1206				
Wimbledon (WIM) 6 d		1057						1137						1207				
Haydens Road (HYR) d		1100						1139						1209				
Tooting (TOO) d		1103						1143						1213				
Streatham (STE) 4 d		1108			1129	1133		1147			1159	1203		1217			1229	1233
Tulse Hill (TUH) 4 a		1112			1132	1137		1151			1202	1207		1221			1232	1237
Tulse Hill (TUH) 4 d	1113	1112			1133	1137	1143	1152			1203	1207	1213	1222			1233	1237
North Dulwich (NDL) d	1117				1136	1147					1206	1217					1236	
East Dulwich (EDW) d	1119				1138	1149					1208	1219					1238	
Peckham Rye (PMR) 4 d	1123				1141	1153					1211	1223					1241	
Queens Rd Peckham (QRP) d	1125				1143	1155					1213	1225					1243	
South Bermondsey (SBM) d	1129				1147	1159					1217	1229					1247	
London Bridge (LBG) 4 a	1134				1152	1204					1222	1234					1252	
Herne Hill (HNH) 4 d		1116				1141		1156				1211		1226				1241
Loughborough Jn (LGJ) d		1119				1144		1159				1214		1229				1244
Elephant & Castle (EPH) d		1124				1149		1204				1219		1234				1249
London Blackfriars (BFR) 3 a		1128				1153		1208				1223		1238				1253
City Thameslink (CTK) 3 a																		
Farringdon (ZFD) 3 a		1133				1158		1213				1228		1243				1258
St Pancras International (STP) 15 a		1137				1202		1217				1232		1247				1302
Balham (BAL) 4 a				1132						1202						1232		
Clapham Junction (CLJ) 10 a			1123	1137					1153	1207					1223	1237		
London Victoria (VIC) 10 a			1132	1145					1202	1215					1232	1245		

NOTES (see introductory pages for explanation of train operator codes and standard symbols)

- a Arrival time
d Departure time
- C From East Croydon, see table 164
D From Epsom, see table 162
E From Crystal Palace, see table 165
F From Dorking, see table 162
G To Luton, see table 051
H To St Albans City, see table 051

Sutton and Wimbledon to London via Streatham and Tulse Hill

Sundays until 4 September

Operator Train ID Days of operation/Notes	SN	TL	SN	SN	SN	TL	SN	TL	SN	SN	SN	TL	SN	TL	SN	SN	SN	TL
	2H30 E	9O36 G	1I27 F	2I27 D	2J30 C	9V38 H	2H32 E	9O38 G	1I29 F	2I29 D	2J32 C	9V40 H	2H34 E	9O40 G	1I31 F	2I31 D	2J34 C	9V42 H
Sutton (Surrey) (SUO) 4 d		1219	1230	1242		1246		1249	1300	1312		1316		1319	1330	1342		1346
Carshalton (CSH) d			1234	1245		1249			1304	1315		1319			1334	1345		1349
Hackbridge (HCB) d				1248		1252				1318		1322				1348		1352
Mitcham Junction (MIJ) d				1251		1255				1321		1325				1351		1355
Mitcham Eastfields (MTC) d				1254		1258				1324		1328				1354		1358
West Sutton (WSU) d		1222						1252						1322				
Sutton Common (SUC) d		1224						1254						1324				
St Helier (SIH) d		1227						1257						1327				
Morden South (MDS) d		1229						1259						1329				
South Merton (SMO) d		1231						1301						1331				
Wimbledon Chase (WBO) d		1233						1303						1333				
Wimbledon (WIM) 6 a		1236						1306						1336				
Wimbledon (WIM) 6 d		1237						1307						1337				
Haydens Road (HYR) d		1239						1309						1339				
Tooting (TOO) d		1243						1313						1343				
Streatham (STE) 4 d		1247			1259	1303		1317			1329	1333		1347			1359	1403
Tulse Hill (TUH) 4 a		1251			1302	1307		1321			1332	1337		1351			1402	1407
Tulse Hill (TUH) 4 d	1243	1252			1303	1307	1313	1322			1333	1337	1343	1352			1403	1407
North Dulwich (NDL) d	1247				1306	1317					1336	1347					1406	
East Dulwich (EDW) d	1249				1308	1319					1338	1349					1408	
Peckham Rye (PMR) 4 d	1253				1311	1323					1341	1353					1411	
Queens Rd Peckham (QRP) d	1255				1313	1325					1343	1355					1413	
South Bermondsey (SBM) d	1259				1317	1329					1347	1359					1417	
London Bridge (LBG) 4 a	1304				1322	1334					1352	1404					1422	
Herne Hill (HNH) 4 d		1256				1311		1326				1341		1356				1411
Loughborough Jn (LGJ) d		1259				1314		1329				1344		1359				1414
Elephant & Castle (EPH) d		1304				1319		1334				1349		1404				1419
London Blackfriars (BFR) 3 a		1308				1323		1338				1353		1408				1423
City Thameslink (CTK) 3 a																		
Farringdon (ZFD) 3 a		1313				1328		1343				1358		1413				1428
St Pancras International (STP) 15 a		1317				1332		1347				1402		1417				1432
Balham (BAL) 4 a				1302						1332						1402		
Clapham Junction (CLJ) 10 a			1253	1307					1323	1337					1353	1407		
London Victoria (VIC) 10 a			1302	1315					1332	1345					1402	1415		

NOTES (see introductory pages for explanation of train operator codes and standard symbols)

- a Arrival time
d Departure time
- C From East Croydon, see table 164
D From Epsom, see table 162
E From Crystal Palace, see table 165
F From Dorking, see table 162
G To Luton, see table 051
H To St Albans City, see table 051

Sutton and Wimbledon to London via Streatham and Tulse Hill

Sundays until 4 September

Operator Train ID Days of operation/Notes	SN	TL	SN	SN	SN	TL	SN	TL	SN	SN	SN	TL	SN	TL	SN	SN	SN	TL
	2H36 E	9O42 G	1133 F	2133 D	2J36 C	9V44 H	2H38 E	9O44 G	1135 F	2135 D	2J38 C	9V46 H	2H40 E	9O46 G	1137 F	2137 D	2J40 C	9V48 H
Sutton (Surrey) (SUO) 4 d		1349	1400	1412		1416		1419	1430	1442		1446		1449	1500	1512		1516
Carshalton (CSH) d			1404	1415		1419			1434	1445		1449			1504	1515		1519
Hackbridge (HCB) d				1418		1422				1448		1452				1518		1522
Mitcham Junction (MIJ) d				1421		1425				1451		1455				1521		1525
Mitcham Eastfields (MTC) d				1424		1428				1454		1458				1524		1528
West Sutton (WSU) d		1352						1422						1452				
Sutton Common (SUC) d		1354						1424						1454				
St Helier (SIH) d		1357						1427						1457				
Morden South (MDS) d		1359						1429						1459				
South Merton (SMO) d		1401						1431						1501				
Wimbledon Chase (WBO) d		1403						1433						1503				
Wimbledon (WIM) 6 a		1406						1436						1506				
Wimbledon (WIM) 6 d		1407						1437						1507				
Haydens Road (HYR) d		1409						1439						1509				
Tooting (TOO) d		1413						1443						1513				
Streatham (STE) 4 d		1417			1429	1433		1447			1459	1503		1517			1529	1533
Tulse Hill (TUH) 4 a		1421			1432	1437		1451			1502	1507		1521			1532	1537
Tulse Hill (TUH) 4 d	1413	1422			1433	1437	1443	1452			1503	1507	1513	1522			1533	1537
North Dulwich (NDL) d	1417				1436	1447					1506	1517					1536	
East Dulwich (EDW) d	1419				1438	1449					1508	1519					1538	
Peckham Rye (PMR) 4 d	1423				1441	1453					1511	1523					1541	
Queens Rd Peckham (QRP) d	1425				1443	1455					1513	1525					1543	
South Bermondsey (SBM) d	1429				1447	1459					1517	1529					1547	
London Bridge (LBG) 4 a	1434				1452	1504					1522	1534					1552	
Herne Hill (HNH) 4 d		1426				1441		1456				1511		1526				1541
Loughborough Jn (LGJ) d		1429				1444		1459				1514		1529				1544
Elephant & Castle (EPH) d		1434				1449		1504				1519		1534				1549
London Blackfriars (BFR) 3 a		1438				1453		1508				1523		1538				1553
City Thameslink (CTK) 3 a																		
Farringdon (ZFD) 3 a		1443				1458		1513				1528		1543				1558
St Pancras International (STP) 15 a		1447				1502		1517				1532		1547				1602
Balham (BAL) 4 a				1432						1502						1532		
Clapham Junction (CLJ) 10 a			1423	1437					1453	1507					1523	1537		
London Victoria (VIC) 10 a			1432	1445					1502	1515					1532	1545		

NOTES (see introductory pages for explanation of train operator codes and standard symbols)

a Arrival time

d Departure time

C From East Croydon, see table 164

D From Epsom, see table 162

E From Crystal Palace, see table 165

F From Dorking, see table 162

G To Luton, see table 051

H To St Albans City, see table 051

Sutton and Wimbledon to London via Streatham and Tulse Hill

Sundays until 4 September

Operator Train ID Days of operation/Notes	SN	TL	SN	SN	SN	TL	SN	TL	SN	SN	SN	TL	SN	TL	SN	SN	SN	TL
	2H42 E	9048 G	1139 F	2139 D	2J42 C	9V50 H	2H44 E	9050 G	1141 F	2141 D	2J44 C	9V52 H	2H46 E	9052 G	1143 F	2143 D	2J46 C	9V54 H
Sutton (Surrey) (SUO) 4 d		1519	1530	1542		1546		1549	1600	1612		1616		1619	1630	1642		1646
Carshalton (CSH) d			1534	1545		1549			1604	1615		1619			1634	1645		1649
Hackbridge (HCB) d				1548		1552				1618		1622				1648		1652
Mitcham Junction (MIJ) d				1551		1555				1621		1625				1651		1655
Mitcham Eastfields (MTC) d				1554		1558				1624		1628				1654		1658
West Sutton (WSU) d		1522						1552						1622				
Sutton Common (SUC) d		1524						1554						1624				
St Helier (SIH) d		1527						1557						1627				
Morden South (MDS) d		1529						1559						1629				
South Merton (SMO) d		1531						1601						1631				
Wimbledon Chase (WBO) d		1533						1603						1633				
Wimbledon (WIM) 6 a		1536						1606						1636				
Wimbledon (WIM) 6 d		1537						1607						1637				
Haydens Road (HYR) d		1539						1609						1639				
Tooting (TOO) d		1543						1613						1643				
Streatham (STE) 4 d		1547			1559	1603		1617			1629	1633		1647			1659	1703
Tulse Hill (TUH) 4 a		1551			1602	1607		1621			1632	1637		1651			1702	1707
Tulse Hill (TUH) 4 d	1543	1552			1603	1607	1613	1622			1633	1637	1643	1652			1703	1707
North Dulwich (NDL) d	1547				1606	1617					1636	1647					1706	
East Dulwich (EDW) d	1549				1608	1619					1638	1649					1708	
Peckham Rye (PMR) 4 d	1553				1611	1623					1641	1653					1711	
Queens Rd Peckham (QRP) d	1555				1613	1625					1643	1655					1713	
South Bermondsey (SBM) d	1559				1617	1629					1647	1659					1717	
London Bridge (LBG) 4 a	1604				1622	1634					1652	1704					1722	
Herne Hill (HNH) 4 d		1556				1611		1626				1641		1656				1711
Loughborough Jn (LGJ) d		1559				1614		1629				1644		1659				1714
Elephant & Castle (EPH) d		1604				1619		1634				1649		1704				1719
London Blackfriars (BFR) 3 a		1608				1623		1638				1653		1708				1723
City Thameslink (CTK) 3 a																		
Farringdon (ZFD) 3 a		1613				1628		1643				1658		1713				1728
St Pancras International (STP) 15 a		1617				1632		1647				1702		1717				1732
Balham (BAL) 4 a				1602						1632						1702		
Clapham Junction (CLJ) 10 a			1553	1607					1623	1637					1653	1707		
London Victoria (VIC) 10 a			1602	1615					1632	1645					1702	1715		

NOTES (see introductory pages for explanation of train operator codes and standard symbols)

- a Arrival time
d Departure time
- C From East Croydon, see table 164
D From Epsom, see table 162
E From Crystal Palace, see table 165
F From Dorking, see table 162
G To Luton, see table 051
H To St Albans City, see table 051

Sutton and Wimbledon to London via Streatham and Tulse Hill

Sundays until 4 September

Operator Train ID Days of operation/Notes	SN	TL	SN	SN	SN	TL	SN	TL	SN	SN	SN	TL	SN	TL	SN	SN	SN	TL
	2H48 E	9O54 G	1145 F	2145 D	2J48 C	9V56 H	2H50 E	9O56 G	1147 F	2147 D	2J50 C	9V58 H	2H52 E	9O58 G	1149 F	2149 D	2J52 C	9V60 H
Sutton (Surrey) (SUO) 4 d		1649	1700	1712		1716		1719	1730	1742		1746		1749	1800	1812		1816
Carshalton (CSH) d			1704	1715		1719			1734	1745		1749			1804	1815		1819
Hackbridge (HCB) d				1718		1722				1748		1752				1818		1822
Mitcham Junction (MIJ) d				1721		1725				1751		1755				1821		1825
Mitcham Eastfields (MTC) d				1724		1728				1754		1758				1824		1828
West Sutton (WSU) d		1652						1722						1752				
Sutton Common (SUC) d		1654						1724						1754				
St Helier (SIH) d		1657						1727						1757				
Morden South (MDS) d		1659						1729						1759				
South Merton (SMO) d		1701						1731						1801				
Wimbledon Chase (WBO) d		1703						1733						1803				
Wimbledon (WIM) 6 a		1706						1736						1806				
Wimbledon (WIM) 6 d		1707						1737						1807				
Haydens Road (HYR) d		1709						1739						1809				
Tooting (TOO) d		1713						1743						1813				
Streatham (STE) 4 d		1717			1729	1733		1747		1759	1803		1817			1829	1833	
Tulse Hill (TUH) 4 a		1721			1732	1737		1751		1802	1807		1821			1832	1837	
Tulse Hill (TUH) 4 d	1713	1722			1733	1737	1743	1752		1803	1807	1813	1822			1833	1837	
North Dulwich (NDL) d	1717				1736	1747				1806	1817					1836		
East Dulwich (EDW) d	1719				1738	1749				1808	1819					1838		
Peckham Rye (PMR) 4 d	1723				1741	1753				1811	1823					1841		
Queens Rd Peckham (QRP) d	1725				1743	1755				1813	1825					1843		
South Bermondsey (SBM) d	1729				1747	1759				1817	1829					1847		
London Bridge (LBG) 4 a	1734				1752	1804				1822	1834					1852		
Herne Hill (HNH) 4 d		1726				1741		1756				1811		1826				1841
Loughborough Jn (LGJ) d		1729				1744		1759				1814		1829				1844
Elephant & Castle (EPH) d		1734				1749		1804				1819		1834				1849
London Blackfriars (BFR) 3 a		1738				1753		1808				1823		1838				1853
City Thameslink (CTK) 3 a																		
Farringdon (ZFD) 3 a		1743				1758		1813				1828		1843				1858
St Pancras International (STP) 15 a		1747				1802		1817				1832		1847				1902
Balham (BAL) 4 a				1732						1802						1832		
Clapham Junction (CLJ) 10 a			1723	1737					1753	1807					1823	1837		
London Victoria (VIC) 10 a			1732	1745					1802	1815					1832	1845		

NOTES (see introductory pages for explanation of train operator codes and standard symbols)

a Arrival time

d Departure time

C From East Croydon, see table 164

D From Epsom, see table 162

E From Crystal Palace, see table 165

F From Dorking, see table 162

G To Luton, see table 051

H To St Albans City, see table 051

Sutton and Wimbledon to London via Streatham and Tulse Hill

Sundays until 4 September

Operator Train ID Days of operation/Notes	SN	TL	SN	SN	SN	TL	SN	TL	SN	SN	SN	TL	SN	TL	SN	SN	SN	TL
	2H54 E	9O60 G	1151 F	2151 D	2J54 C	9V62 H	2H56 E	9O62 G	1153 F	2153 D	2J56 C	9V64 H	2H58 E	9O64 G	1155 F	2155 D	2J58 C	9V66 H
Sutton (Surrey) (SUO) 4 d		1819	1830	1842		1846		1849	1900	1912		1916		1919	1930	1942		1946
Carshalton (CSH) d			1834	1845		1849			1904	1915		1919			1934	1945		1949
Hackbridge (HCB) d				1848		1852				1918		1922				1948		1952
Mitcham Junction (MIJ) d				1851		1855				1921		1925				1951		1955
Mitcham Eastfields (MTC) d				1854		1858				1924		1928				1954		1958
West Sutton (WSU) d		1822						1852						1922				
Sutton Common (SUC) d		1824						1854						1924				
St Helier (SIH) d		1827						1857						1927				
Morden South (MDS) d		1829						1859						1929				
South Merton (SMO) d		1831						1901						1931				
Wimbledon Chase (WBO) d		1833						1903						1933				
Wimbledon (WIM) 6 a		1836						1906						1936				
Wimbledon (WIM) 6 d		1837						1907						1937				
Haydens Road (HYR) d		1839						1909						1939				
Tooting (TOO) d		1843						1913						1943				
Streatham (STE) 4 d		1847			1859	1903		1917			1929	1933		1947			1959	2003
Tulse Hill (TUH) 4 a		1851			1902	1907		1921			1932	1937		1951			2002	2007
Tulse Hill (TUH) 4 d	1843	1852			1903	1907	1913	1922			1933	1937	1943	1952			2003	2007
North Dulwich (NDL) d	1847				1906	1917					1936	1947					2006	
East Dulwich (EDW) d	1849				1908	1919					1938	1949					2008	
Peckham Rye (PMR) 4 d	1853				1911	1923					1941	1953					2011	
Queens Rd Peckham (QRP) d	1855				1913	1925					1943	1955					2013	
South Bermondsey (SBM) d	1859				1917	1929					1947	1959					2017	
London Bridge (LBG) 4 a	1904				1922	1934					1952	2004					2022	
Herne Hill (HNH) 4 d		1856				1911		1926				1941		1956				2011
Loughborough Jn (LGJ) d		1859				1914		1929				1944		1959				2014
Elephant & Castle (EPH) d		1904				1919		1934				1949		2004				2019
London Blackfriars (BFR) 3 a		1908				1923		1938				1953		2008				2023
City Thameslink (CTK) 3 a																		
Farringdon (ZFD) 3 a		1913				1928		1943				1958		2013				2028
St Pancras International (STP) 15 a		1917				1932		1947				2002		2017				2032
Balham (BAL) 4 a				1902						1932						2002		
Clapham Junction (CLJ) 10 a			1853	1907					1923	1937				1953	2007			
London Victoria (VIC) 10 a			1902	1915					1932	1945				2002	2015			

NOTES (see introductory pages for explanation of train operator codes and standard symbols)

- a Arrival time
d Departure time
- C From East Croydon, see table 164
D From Epsom, see table 162
E From Crystal Palace, see table 165
F From Dorking, see table 162
G To Luton, see table 051
H To St Albans City, see table 051

Sutton and Wimbledon to London via Streatham and Tulse Hill

Sundays until 4 September

Operator Train ID Days of operation/Notes	SN	TL	SN	SN	SN	TL	SN	TL	SN	SN	SN	TL	SN	TL	SN	SN	SN	TL
	2H60 E	9O66 G	1157 F	2157 D	2J60 C	9V68 H	2H62 E	9O68 G	1159 F	2159 D	2J62 C	9V70 H	2H64 E	9O70 G	1161 F	2161 D	2J64 C	9V72 H
Sutton (Surrey) (SUO) 4 d		1949	2000	2012		2016		2019	2030	2042		2046		2049	2100	2112		2116
Carshalton (CSH) d			2004	2015		2019			2034	2045		2049			2104	2115		2119
Hackbridge (HCB) d				2018		2022				2048		2052				2118		2122
Mitcham Junction (MIJ) d				2021		2025				2051		2055				2121		2125
Mitcham Eastfields (MTC) d				2024		2028				2054		2058				2124		2128
West Sutton (WSU) d		1952						2022						2052				
Sutton Common (SUC) d		1954						2024						2054				
St Helier (SIH) d		1957						2027						2057				
Morden South (MDS) d		1959						2029						2059				
South Merton (SMO) d		2001						2031						2101				
Wimbledon Chase (WBO) d		2003						2033						2103				
Wimbledon (WIM) 6 a		2006						2036						2106				
Wimbledon (WIM) 6 d		2007						2037						2107				
Haydens Road (HYR) d		2009						2039						2109				
Tooting (TOO) d		2013						2043						2113				
Streatham (STE) 4 d		2017			2029	2033		2047		2059	2103		2117				2129	2133
Tulse Hill (TUH) 4 a		2021			2032	2037		2051		2102	2107		2121				2132	2137
Tulse Hill (TUH) 4 d	2013	2022			2033	2037	2043	2052		2103	2107	2113	2122				2133	2137
North Dulwich (NDL) d	2017				2036	2047	2043			2106	2117						2136	
East Dulwich (EDW) d	2019				2038	2049	2049			2108	2119						2138	
Peckham Rye (PMR) 4 d	2023				2041	2053	2053			2111	2123						2141	
Queens Rd Peckham (QRP) d	2025				2043	2055	2055			2113	2125						2143	
South Bermondsey (SBM) d	2029				2047	2059	2059			2117	2129						2147	
London Bridge (LBG) 4 a	2034				2052	2104	2104			2122	2134						2152	
Herne Hill (HNH) 4 d		2026				2041		2056				2111		2126				2141
Loughborough Jn (LGJ) d		2029				2044		2059				2114		2129				2144
Elephant & Castle (EPH) d		2034				2049		2104				2119		2134				2149
London Blackfriars (BFR) 3 a		2038				2053		2108				2123		2138				2153
City Thameslink (CTK) 3 a																		
Farringdon (ZFD) 3 a		2043				2058		2113				2128		2143				2158
St Pancras International (STP) 15 a		2047				2102		2117				2132		2147				2202
Balham (BAL) 4 a				2032						2102						2132		
Clapham Junction (CLJ) 10 a			2023	2037					2053	2107					2123	2137		
London Victoria (VIC) 10 a			2032	2045					2102	2115					2132	2145		

NOTES (see introductory pages for explanation of train operator codes and standard symbols)

- a Arrival time
d Departure time
- C From East Croydon, see table 164
D From Epsom, see table 162
E From Crystal Palace, see table 165
F From Dorking, see table 162
G To Luton, see table 051
H To St Albans City, see table 051

Sutton and Wimbledon to London via Streatham and Tulse Hill

Sundays until 4 September

Operator Train ID Days of operation/Notes	SN	TL	SN	SN	SN	TL	SN	TL	SN	SN	SN	TL	SN	TL	SN	SN	SN	TL
	2H66 E	9090 B	1163 F	2163 D	2J66 C	9V90 J	2H68 E	9092 B	1165 F	2165 D	2J68 C	9V92 B	2H70 E	9084	1167 F	2167 D	2J70 C	9V94 B
Sutton (Surrey) (SUO) 4 d		2119	2130	2142		2146		2149	2200	2212		2216		2219	2230	2242		2246
Carshalton (CSH) d			2134	2145		2149			2204	2215		2219			2234	2245		2249
Hackbridge (HCB) d				2148		2152				2218		2222				2248		2252
Mitcham Junction (MIJ) d				2151		2155				2221		2225				2251		2255
Mitcham Eastfields (MTC) d				2154		2158				2224		2228				2254		2258
West Sutton (WSU) d		2122						2152						2222				
Sutton Common (SUC) d		2124						2154						2224				
St Helier (SIH) d		2127						2157						2227				
Morden South (MDS) d		2129						2159						2229				
South Merton (SMO) d		2131						2201						2231				
Wimbledon Chase (WBO) d		2133						2203						2233				
Wimbledon (WIM) 6 a		2136						2206						2236				
Wimbledon (WIM) 6 d		2137						2207						2237				
Haydens Road (HYR) d		2139						2209						2239				
Tooting (TOO) d		2143						2213						2242				
Streatham (STE) 4 d		2147			2159	2203		2217			2229	2233		2247			2259	2303
Tulse Hill (TUH) 4 a		2151			2202	2207		2221			2232	2237		2251			2303	2307
Tulse Hill (TUH) 4 d	2143	2152			2203	2207	2213	2222			2233	2237	2243	2252			2303	2307
North Dulwich (NDL) d	2147				2206		2217				2236		2247					2306
East Dulwich (EDW) d	2149				2208		2219				2238		2249					2308
Peckham Rye (PMR) 4 d	2153				2211		2223				2241		2253					2312
Queens Rd Peckham (QRP) d	2155				2213		2225				2243		2255					2314
South Bermondsey (SBM) d	2159				2217		2229				2247		2259					2317
London Bridge (LBG) 4 a	2204				2222		2234				2252		2304					2322
Herne Hill (HNH) 4 d		2156				2211		2226				2241		2256				2311
Loughborough Jn (LGJ) d		2159				2214		2229				2244		2259				2314
Elephant & Castle (EPH) d		2204				2219		2234				2249		2304				2319
London Blackfriars (BFR) 3 a		2208				2223		2238				2253		2308				2323
City Thameslink (CTK) 3 a																		
Farringdon (ZFD) 3 a		2213				2228		2243				2258						2328
St Pancras International (STP) 15 a		2217				2232		2247				2302						2332
Balham (BAL) 4 a				2202						2232						2302		
Clapham Junction (CLJ) 10 a			2153	2207					2223	2237					2253	2307		
London Victoria (VIC) 10 a			2202	2215					2232	2248					2302	2315		

NOTES (see introductory pages for explanation of train operator codes and standard symbols)

- a Arrival time
d Departure time
- B To Bedford, see table 051
C From East Croydon, see table 164
D From Epsom, see table 162
E From Crystal Palace, see table 165
F From Dorking, see table 162
J To West Hampstead Thameslink, see table 051

Sutton and Wimbledon to London via Streatham and Tulse Hill

Sundays until 4 September

Operator Train ID Days of operation/Notes	SN	SN	SN	SN	SN
	2H72 E	2H74 E	1169 F	2169 D	2199 K
Sutton (Surrey) (SUO) 4 d			2300	2312	2346
Carshalton (CSH) d			2304	2315	2349
Hackbridge (HCB) d				2318	2352
Mitcham Junction (MIJ) d				2321	2355
Mitcham Eastfields (MTC) d				2324	2358
West Sutton (WSU) d					
Sutton Common (SUC) d					
St Helier (SIH) d					
Morden South (MDS) d					
South Merton (SMO) d					
Wimbledon Chase (WBO) d					
Wimbledon (WIM) 6 a					
Wimbledon (WIM) 6 d					
Haydons Road (HYR) d					
Tooting (TOO) d					
Streatham (STE) 4 d					
Tulse Hill (TUH) 4 a					
Tulse Hill (TUH) 4 d	2313	2343			
North Dulwich (NDL) d	2317	2347			
East Dulwich (EDW) d	2319	2349			
Peckham Rye (PMR) 4 d	2323	2355			
Queens Rd Peckham (QRP) d	2325	2357			
South Bermondsey (SBM) d	2329	2359			
London Bridge (LBG) 4 a	2334	0005			
Herne Hill (HNH) 4 d					
Loughborough Jn (LGJ) d					
Elephant & Castle (EPH) d					
London Blackfriars (BFR) 3 a					
City Thameslink (CTK) 3 a					
Farringdon (ZFD) 3 a					
St Pancras International (STP) 15 a					
Balham (BAL) 4 a				2331	0006
Clapham Junction (CLJ) 10 a			2323	2335	0012
London Victoria (VIC) 10 a			2332	2343	0021

NOTES (see introductory pages for explanation of train operator codes and standard symbols)

a Arrival time

d Departure time

D From Epsom, see table 162

E From Crystal Palace, see table 165

F From Dorking, see table 162

K From Dorking, see table 162. Also calls at Wandsworth Common and Battersea Park